



25.8.03


Building number 252 & 253  
Classed 100A1 at Sloyd's  
Scale  $\frac{1}{2}$ " = one Foot


| Dimensions       |        |
|------------------|--------|
| Length B.P.P.    | 215'   |
| Greatest Breadth | 32'    |
| Depth Moulded    | 16' 3" |

|                      |                          |                                  |
|----------------------|--------------------------|----------------------------------|
| <u>Anchor cables</u> | 3 Bowers                 | Stockless 2 1/2" Ch <sup>r</sup> |
|                      | <u>Collective weight</u> | 64 Ch <sup>r</sup>               |
|                      | <u>1 Stream</u>          | 6 1/2" Ch <sup>r</sup> in stock. |
|                      | <u>1 Hedge</u>           | 3 1/4" Ch <sup>r</sup> - do. -   |
|                      | <u>Shot chain cable</u>  | 220 Fath 1 1/16"                 |
|                      | <u>Steel wire</u>        | 60 " 3 1/2"                      |
|                      | <u>Stump</u>             | 90 " 9 1/2"                      |
|                      | <u>Warp</u>              | 90 " 6"                          |
|                      | "                        | 90 " 5"                          |



Frame finder in fore hold 

" " " End Broom & 



in way of P.O.D.<sub>2</sub> 

all reverses extend to main deck &  
to quarter deck

5.750 = and in Fore Load. Ls. C.P.H.  
 242 Rugs  $2\frac{1}{2} \times 3 \times \frac{7}{2}$ .  
 Reverse frames all to extend  
 Ls. Main and L.G. Disks.

C.B.  
25.8.53




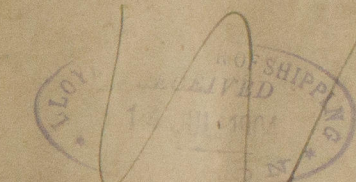


*P. Green Wood*  
*No 252*

*Part. of Rotterdam*

*Report No 4080*

*Midship Larkin*



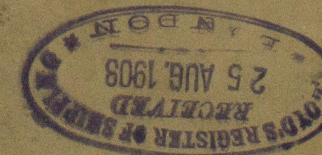

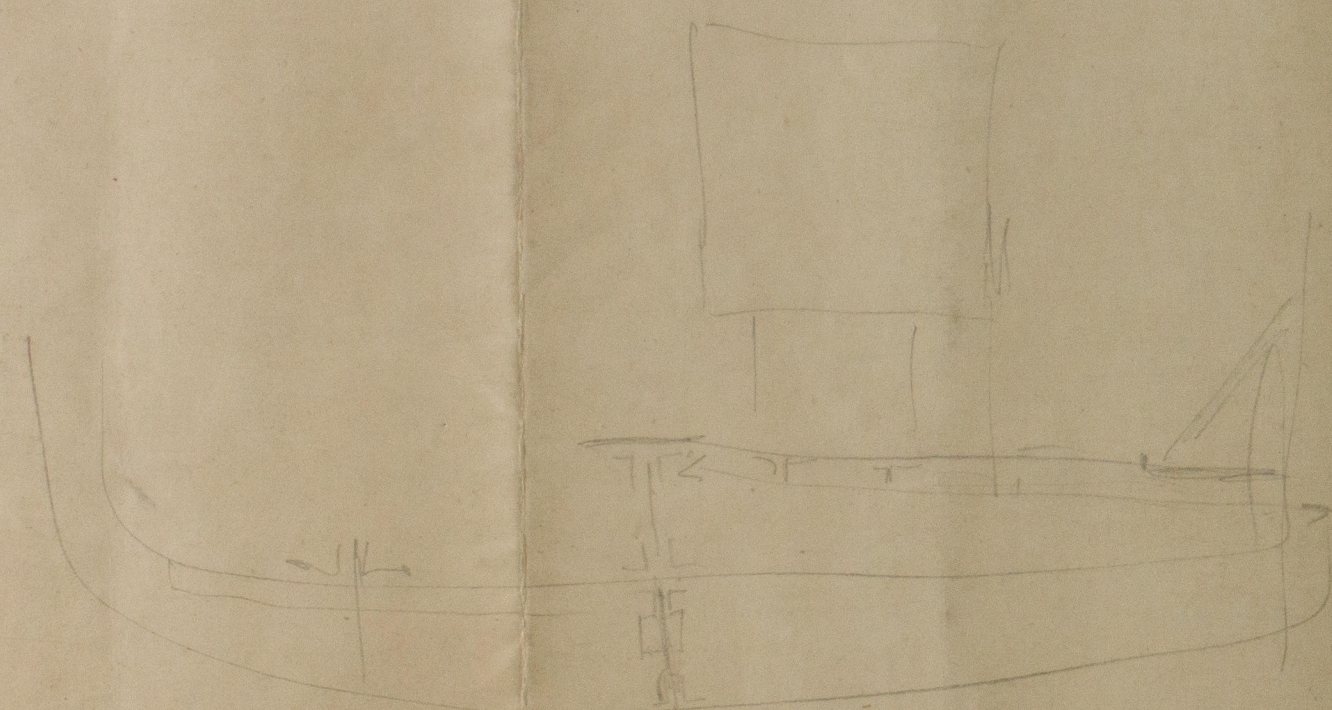
*Letter vessel 253*

*P. King wood*

*Report 4/69*

RETAIN

W1230-0153



25213

*P. Green Wood*



© 2020

Lloyd's Register  
Foundation



25.8.03

Lloyds Numerals 1/2 Beam 16'  
 Depth 16'42"  
 1/2 Girth 30'28"  
 6320 Frame number  
 Length 215'  
 13500 Plating number

# Midship Section of Steel Screw Cargo Steamer

Building number 252 & 253  
 Classed 100A1 at Lloyds  
 Scale 1/2" = one Foot

Dimensions:  
 Length B.P.P. 215'  
 Greatest Breadth 32'  
 Depth Moulded 16'3"

Equipment number 14890 Letter in Steam vessels

|                  |                   |                      |
|------------------|-------------------|----------------------|
| Anchor cables    | 3 Bowers          | Stockless 22 1/2 Cbs |
|                  | Collective weight | 64 Cbs               |
|                  | Stream            | 1 1/2 Cbs ex stock   |
|                  | 3 kedge           | 3 1/2 Cbs - do -     |
| Shed chain cable | 250 Fath          | 1 1/2"               |
| Steel wire       | 60 "              | 3 1/2"               |
| Flump            | 90 "              | 9 1/2"               |
| Warp             | 90 "              | 6"                   |
|                  | 90 "              | 5"                   |

