

S.S. BEECHLEAF

SECTION IN WAY OF WEBS.

SCALE 1/2 IN = 1 FOOT

PRINCIPAL DIMENSIONS

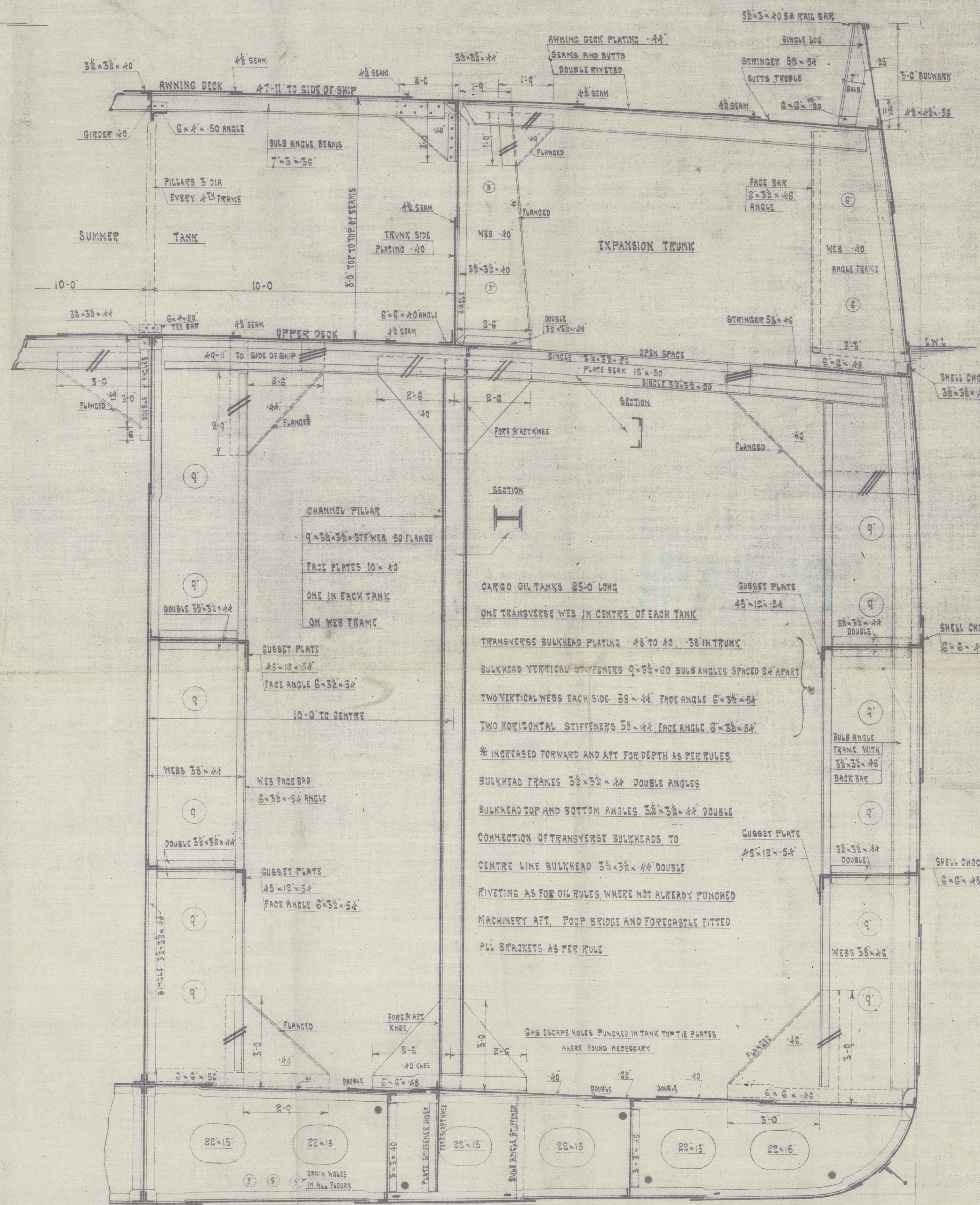
LENGTH B.P.	380'-0"
BREADTH EXTREME	51'-0"
DEPTH MOULDED	27'-3"

RULE LENGTH	379.88
BREADTH	50.67
DEPTH	27.25

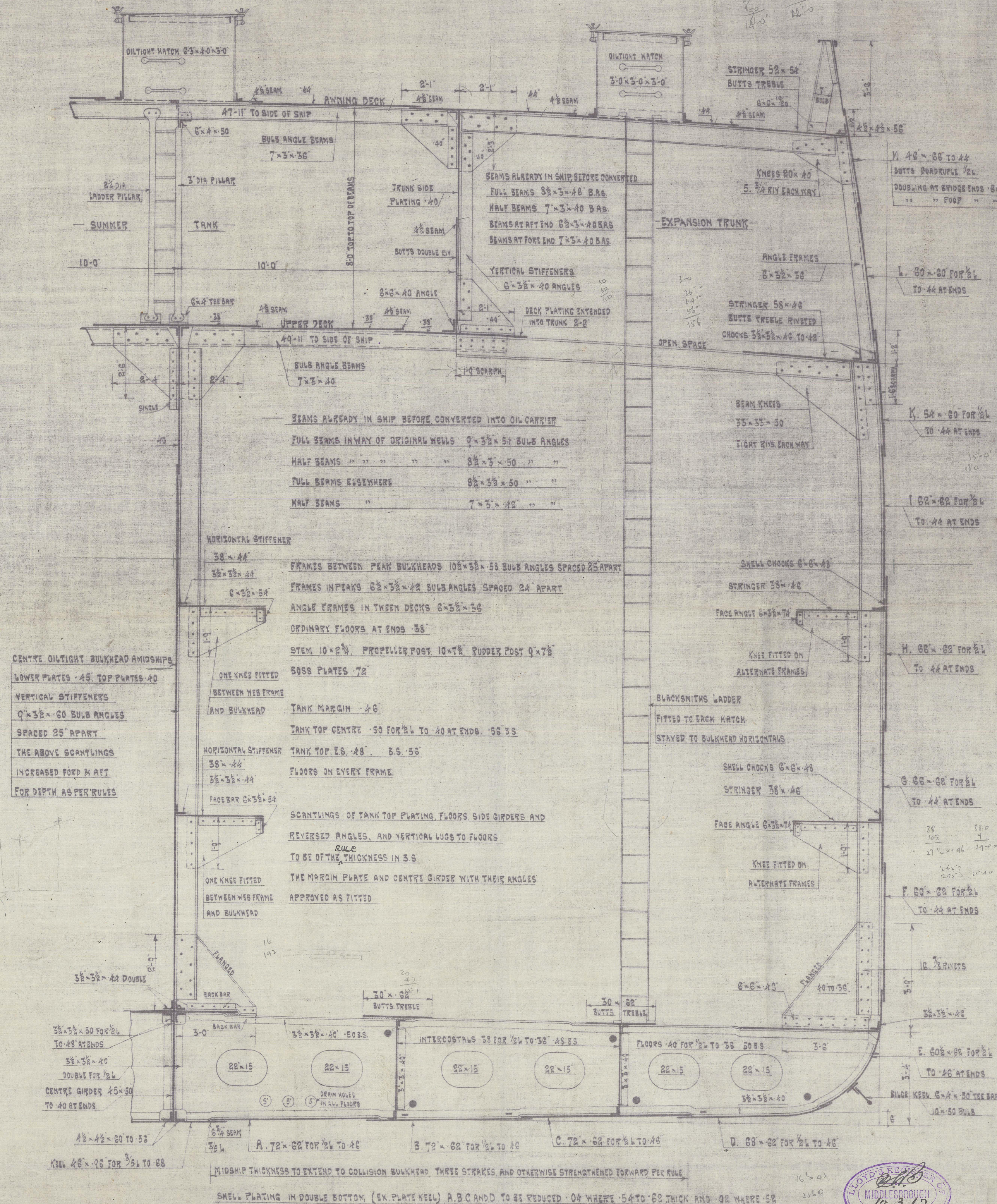
TRANSVERSE N°	77.92
LONGITUDINAL N°	23.60
DEPTH d	23.92
% ANKING DECK	10.70
% UPPER DECK	15.30
EQUIPMENT N°	32768 (31758)

EQUIPMENT

2 BOWERS	50 CWT STOCKLESS	BYERS
1 "	50 1/2 CWT "	
1 STREAM	15 CWT EX STOCK	AS PER LLOYD'S.
1 KEDGE	8 1/2 CWT " "	
285 FATHOMS	2 1/2" STUD CHAIN CABLE	
120 "	4 1/2" MOORING WIRE	
120 "	4 1/2" STEEL TOWLINE	
2 OF 110 "	2 1/2" STEEL HANSEER	
2 OF 90 "	7" MANILLA WARP	
120 "	6" MANILLA	
2 OF 120 "	7" "	
2 OF 120 "	8" "	
2 OF 90 FATHOMS	3 1/2" STEEL WIRE	



SECTION CLEAR OF WEBS.




Messrs Richardson Buckholme
no 649

Mid. Sec:

as Built

Sfr. Beuchlaf.

Inst report no 9657



Lloyd's Register
Foundation

W1360-0024