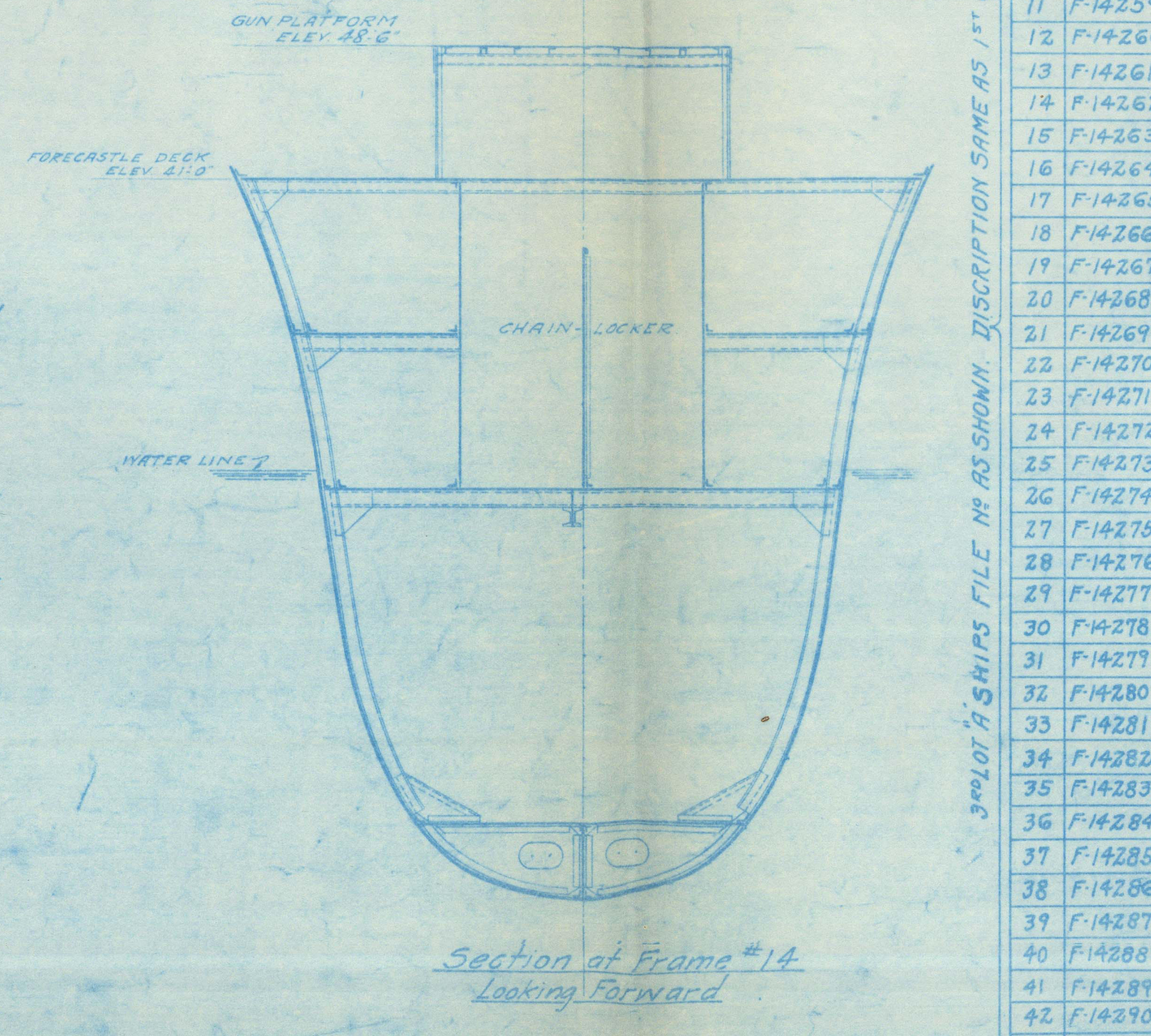
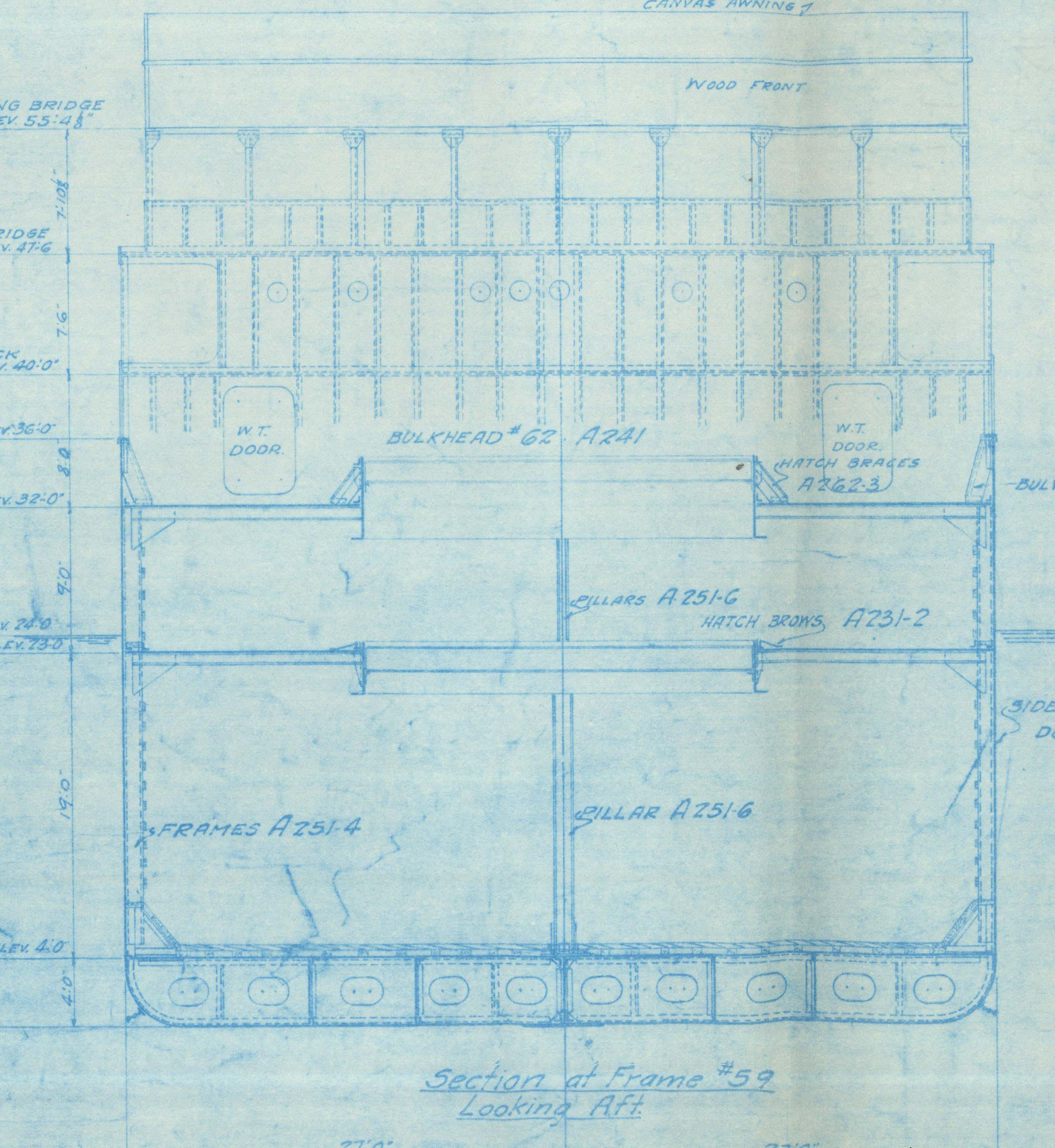
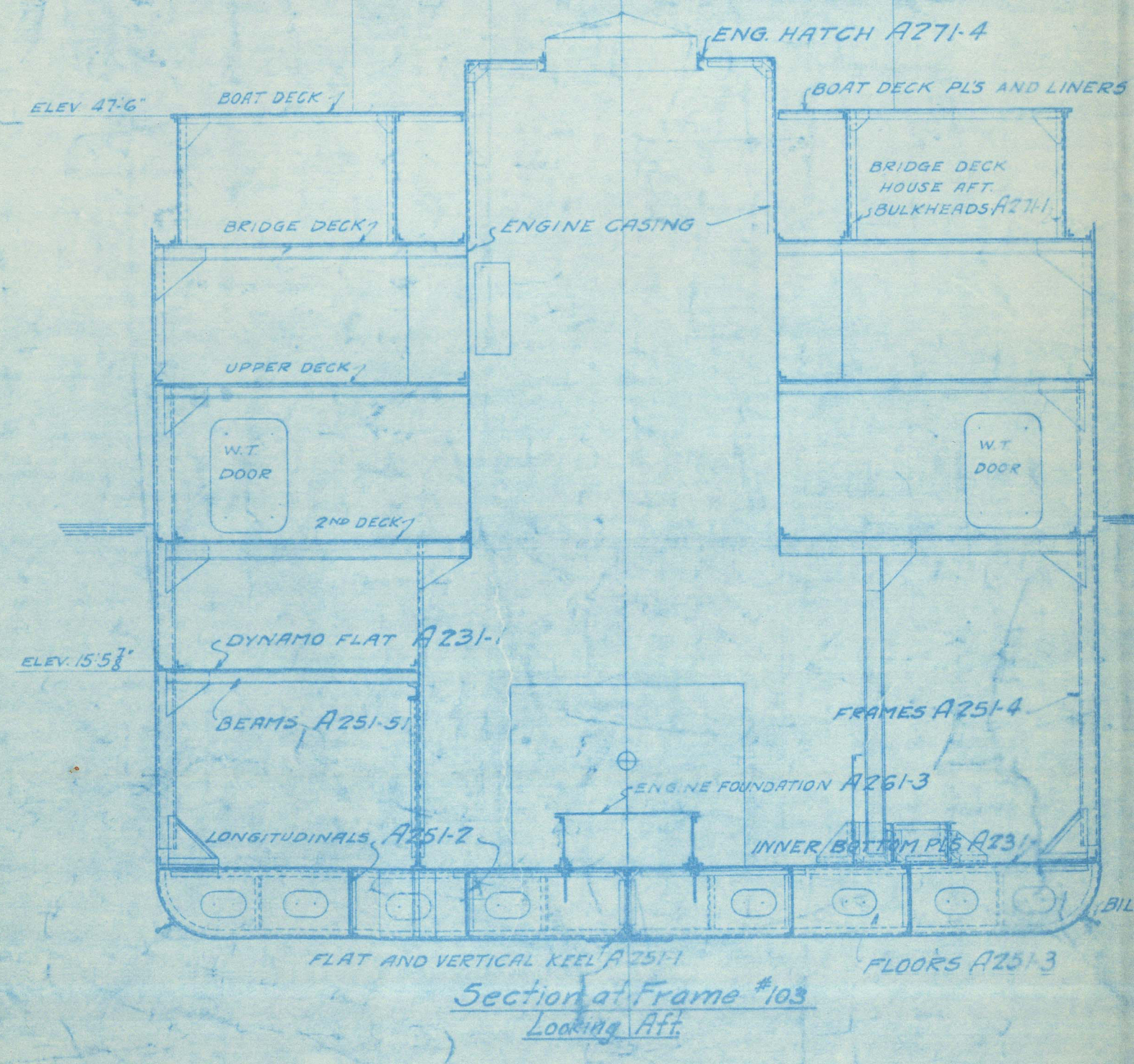
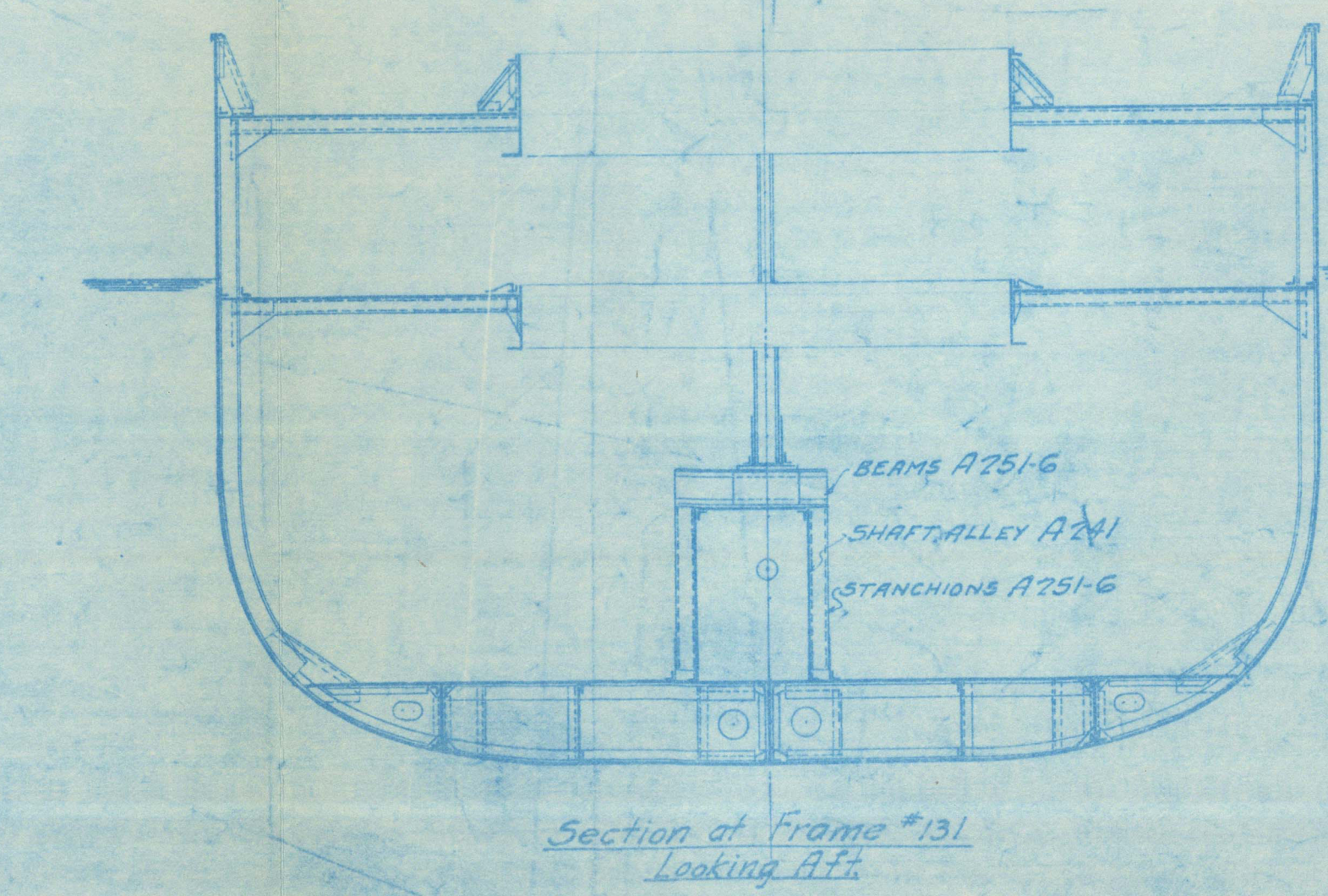
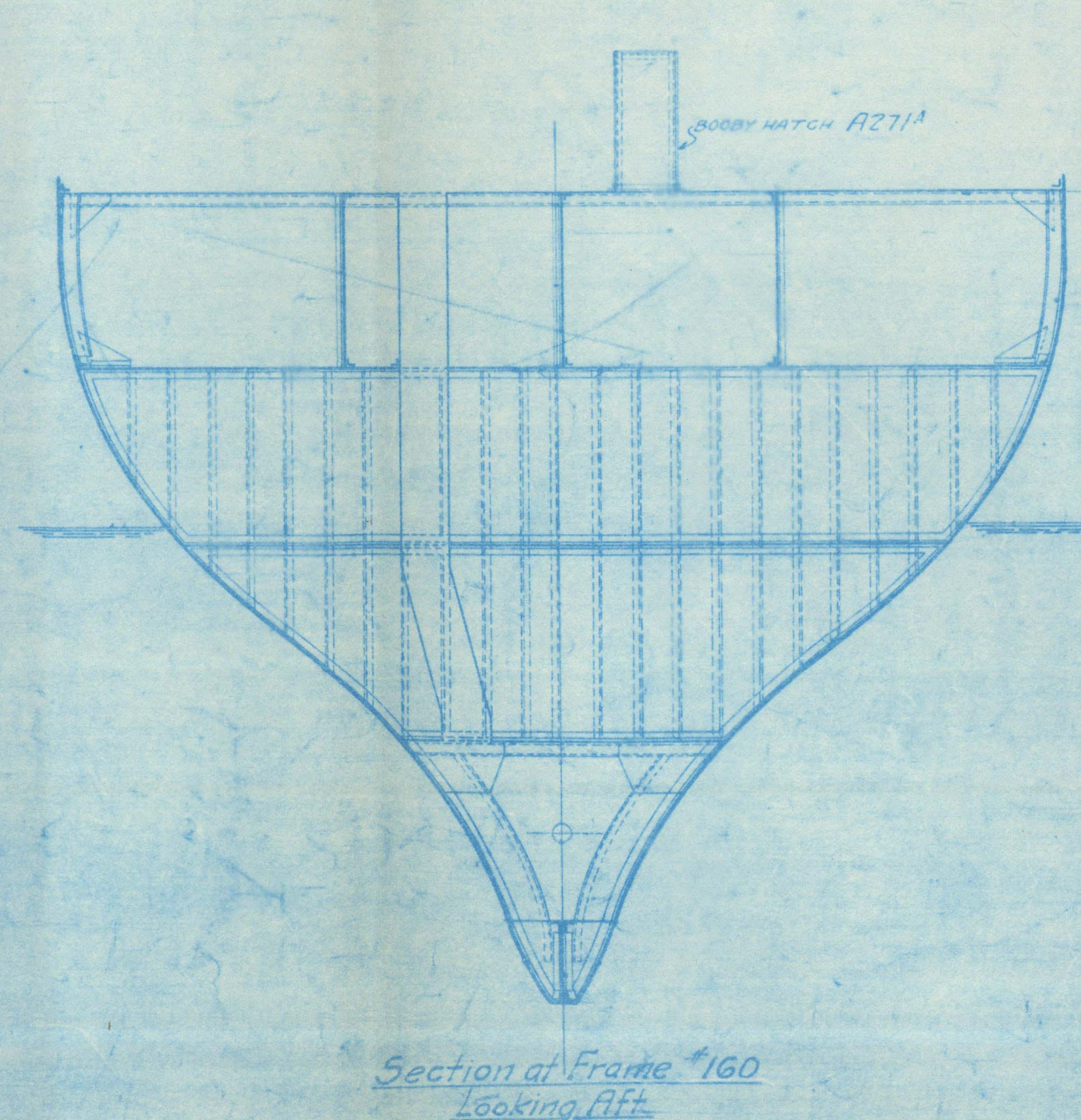


NOTE: CHARGE NUMBERS FOR 3RD LOT OF 'A' SHIPS ARE SAME AS FOR 1ST AND 2ND EXCEPT THAT CHARGE LETTER 'R' IS SUBSTITUTED FOR 'S' FOR PIECES NOT INTERCHANGEABLE WITH 1ST AND 2ND LOT.

LIST OF CHARGE NUMBERS	
CHARGE NO.	DESCRIPTION
A200	ERECTION DRAWINGS
A211	RUDDER
A221	SHELL PLATING, BULWARK KEEL, BULWARK BRACKETS, MARGIN IS, DOUBLERS, LINERS
A221-A	DOUBLER PLATES FOR DOCKING ALGAS
A221-B	BULWARK RAILING
A231-0	INNER BOTTOM PLATES, BOUNDARY B, LINERS, MANHOLE COVERS, KINGS AND BASKETS
A231-0-1	INNER BOTTOM LINERS
A231-1	DYNAMO AND W.T. PLATE LINERS AND BOUNDARY IS
A231-2	2ND DECK PLATES, MARGIN B, BRACKETS, DOUBLERS, ACCESS-HOLE COVERS INTERCOSTAL B AND LINERS
A231-3	UPPER DECK PLATES, MARGIN B, DOUBLERS, LINERS AND INTERCOSTAL B
A231-4	FORECASTLE, BRIDGES, POOP DECK PLATES, MARGIN B, DOUBLERS, LINERS, OVER B FOR HATCHES AND BUTT-STEERERS, BULKHEADS 62, 71, 87, 98, 109, 116, 135, 145, 166, 171, 40, 157
A241-0	W.T. 81, 101, 111, 121, 131, 141, 151, 161, 171, 181, 191, 201, 211, 221, 231, 241, 251, 261, 271, 281, 291, 301, 311, 321, 331, 341, 351, 361, 371, 381, 391, 401, 411, 421, 431, 441, 451, 461, 471, 481, 491, 501, 511, 521, 531, 541, 551, 561, 571, 581, 591, 601, 611, 621, 631, 641, 651, 661, 671, 681, 691, 701, 711, 721, 731, 741, 751, 761, 771, 781, 791, 801, 811, 821, 831, 841, 851, 861, 871, 881, 891, 901, 911, 921, 931, 941, 951, 961, 971, 981, 991, 1001
A241-10	ENGINE AND BOILER CASING
A241-11	109 IS COAL CHUTE
A241-A	SHAFT GUARDS IN SHAFT ALLEY
A241-B	END IN FORD MAGAZINE
A251-1	FLAT AND VERTICAL KEEL LINERS
A251-2	LONGITUDINALS
A251-3	FLOORS
A251-4	BRIDGES AND COMPENSATING BRACKETS, GANT FRAMES
A251-5	PILLARS, STANCHIONS IN SHAFT ALLEY
A251-6	STRINGERS, COMPENSATING BRACKETS, SWASH PLATES
A251-7	DYNAMO AND W.T. PLATE BEAMS
A251-8	2ND DECK BEAMS
A251-9	UPPER DECK BEAMS AND BRACKETS
A251-10	FORECASTLE, BRIDGES, POOP DECK BEAMS
A251-11	2ND DECK RUNNERS AND BRACKETS
A251-12	UPPER DECK RUNNERS AND BRACKETS
A251-13	BRIDGE DECK RUNNERS AND BRACKETS
A251-14	SHAFT STOODS, BOILER FOUNDATIONS
A251-15	ENGINE AND THRUST FOUNDATIONS
A251-16	MAIN CONDENSER FOUNDATIONS
A251-17	FORWARD GUN SUPPORT
A251-18	AFTER GUN SUPPORTS
A251-19	FOUNDATIONS FOR BALLAST PIPES, FRESH WATER PUMPS, LUBRICATING OIL COOLERS
A251-20	CLIPS FOR JOINER WORK
A251-21	2ND DECK HATCH COVERS, 1ST DECK HATCH COVERS
A251-22	UPPER DECK HATCH COVERS, 1ST DECK HATCH COVERS
A251-23	BRIDGE DECK HATCH COVERS, 1ST DECK HATCH COVERS
A251-24	PORT DECK PLATES, BEAMS, LINERS, FORD GUN PLATFORM
A251-25	BIDS, BRIDGE DECK, 1ST FORD AND AFT
A251-26	INTERIOR BIDS, BRIDGE DECK HOUSE FORD
A251-27	NAVIGATING BRIDGE, FIDLEY TOP, ENG. HATCH
A251-28	UPPER DECK PORT STOWAGE
A251-29	SKYLIGHT OVER TOILET ON BOAT DECK
A251-30	STEM EXTENSION
A251-31	BOOM RESTS
A251-32	GALLEY COIL BOX
A251-33	SAVING, BIDS, MIDSHIP
A251-34	SANITARY BIDS, AFT
A251-35	MAST AND BOOM TABLES

LIST OF ERECTION DRAWINGS

NO.	DESCRIPTION	FILE NO.	NO.	DESCRIPTION	FILE NO.
1	LONGITUDINAL AND TRANSVERSE SECTIONS	F6115	24	BIDS 19, 22, 116, 157	F6117
2	PLAN OF BOTTOM SHELL FORD FR 52	F6415	25	BRIDGE DECK HOUSE FORD	F6416
3	PLAN OF BOTTOM SHELL FR 52 TO 115	F5315	26	PLAN BRIDGE DECK	F5317
4	PLAN OF BOTTOM SHELL AFT FR 115	F6416	27	BOAT DECK HOUSE DECK ENGINE HATCH, FIDLEY TOP	F6418
5	PLAN OF INNER BOTTOM FORD FR 52	F6417	28	ENG. AND BOILER CASING - LONGITUDINAL	F7117
6	PLAN OF INNER BOTTOM FR 52 TO 115	F5316	29	ENG. AND BOILER CASING - TRANSVERSE	F7118
7	PLAN OF INNER BOTTOM AFT FR 115	F6418	30	ENG. AND BOILER CASING - TRANSVERSE	F7119
8	SHAFT ALLEY, W.T. PLATE, BIDS 55	F6419	31	BOAT DECK HOUSE, BIDS 40, 116, 157	F7120
9	PLAN OF 2ND DECK FORD FR 52	F6420	32	BRIDGE DECK HOUSE, AFT	F7121
10	PLAN OF 2ND DECK AFT FR 115	F5317	33	BIDS BETWEEN UPPER AND FORECASTLE DECK, F7121	F7122
11	PLAN OF 2ND DECK FORD FR 52	F6421	34	BIDS BETWEEN UPPER AND POOP DECKS	F7123
12	PLAN OF 2ND DECK AFT FR 115	F5318	35	BIDS BETWEEN UPPER AND POOP DECKS	F7124
13	PLAN OF UPPER DECK FORD FR 52	F6422	36	NAVIGATING BRIDGE, BIDS 153	F7125
14	PLAN OF UPPER DECK AFT FR 115	F5319	37	BIDS 62, 71, 87, 98, 109, 116, 135, 145, 166, 171, 40, 157	F7126
15	STARBOARD SIDE SHELL FORD FR 52	F6423	38	FORWARD SWASH PLATES	F7127
16	STARBOARD SIDE SHELL AFT FR 115	F5320	39	MISC. FITTINGS IN ENG. AND BOILER ROOM	F7128
17	STARBOARD SIDE SHELL FORD FR 52	F6424	40	AFTER STRINGERS & TRANSOM FRAMES	F7129
18	STARBOARD SIDE SHELL AFT FR 115	F5321	41	LOCATION PLAN OF ACCESS HOLES	F7130
19	PORT SIDESHELL FORD FR 52	F6425	42	FORWARD GUN SUPPORT	F7131
20	PORT SIDESHELL AFT FR 115	F5322	43	AFTER GUN SUPPORT	F7132
21	BIDS 71, 71-AT, FUEL OIL B-47	F5323			
22	BIDS 87, 98, 109	F5324			
23	BIDS 12, 40, 137, DYNAMO FLAT	F6426			



"A" SHIP
LONGITUDINAL AND TRANSVERSE SECTIONS
HULL STRUCTURAL DEPT.
7500 TON D. W. CARGO SHIP
UNITED STATES SHIPPING BOARD
EMERGENCY FLEET CORPORATION
AMERICAN INTERNATIONAL SHIPBUILDING CORPORATION
PHILADELPHIA, PA.
NOV 1918

American International Corp. Hog Island Pa.

S.S. "AFEL",

HULL No 533.

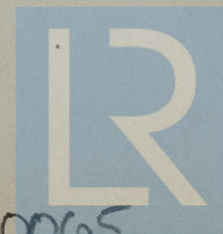
PROFILE.

Pha. 3387

RETAIN



RETAIN




© 2021

Lloyd's Register
Foundation

W1362-0065

W1362-0005



© 2021

Lloyd's Register
Foundation