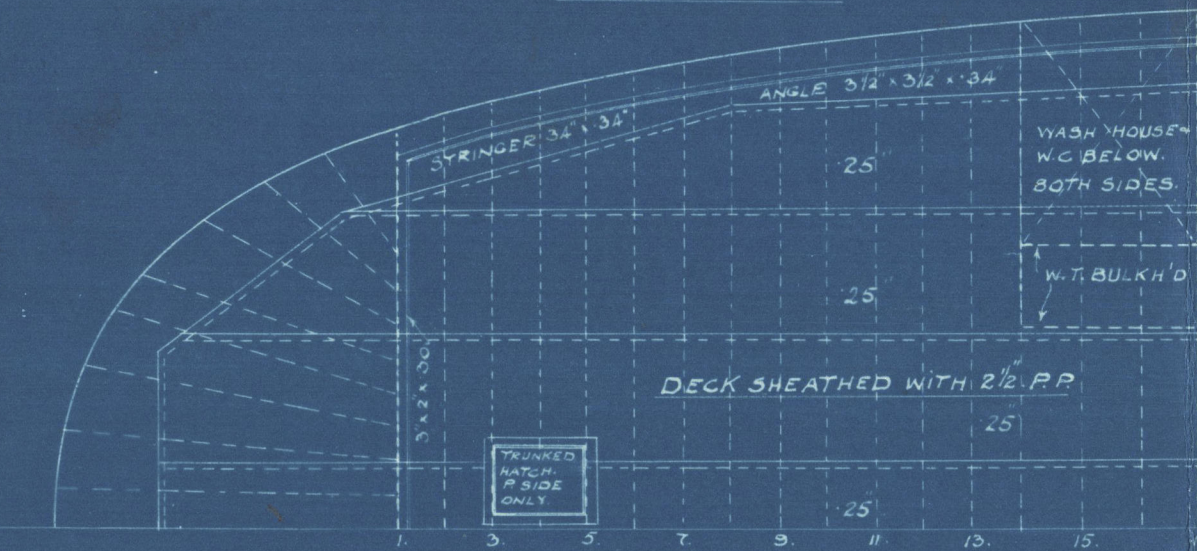


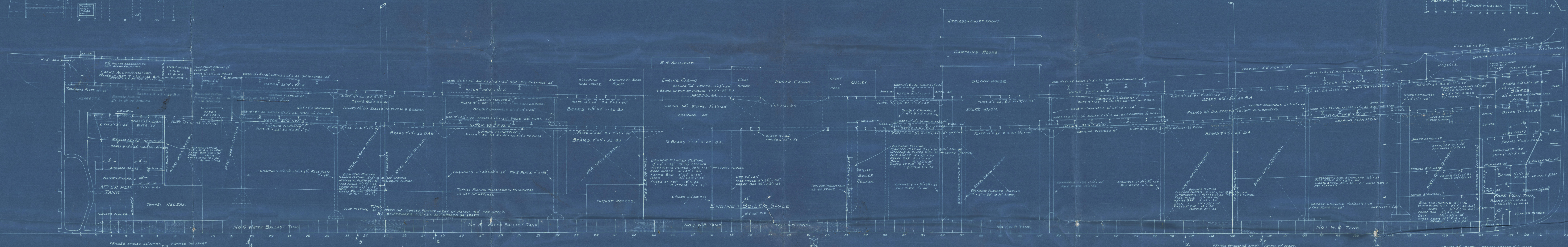

POOP DECK
BEAMS 6" x 5" x 40 B.A.
DECK SHEATHED



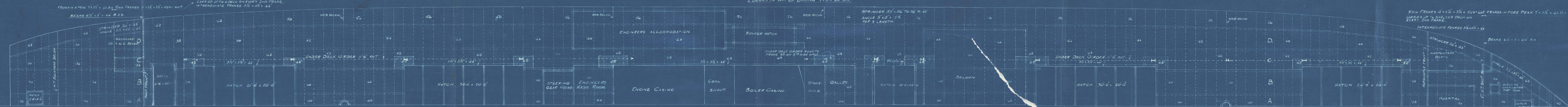
PROFILE + DECK PLANS

DIMENSIONS - 300' 0" x 52' 6" 27.3' H.D. TO U.D.
35.5' H.D. TO S.D.
TO CLASS AT LLOYDS 100 A1
SCALE 1/8" = 1' 0"

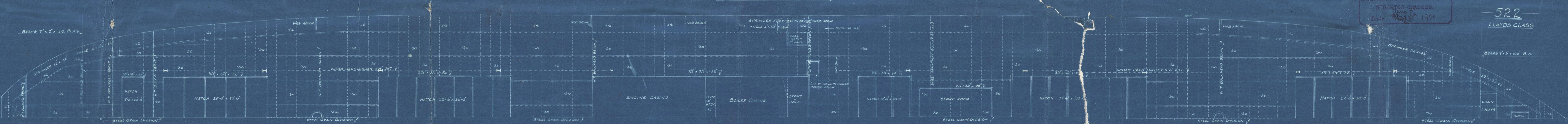
FORECASTLE DECK
BEAMS 7" x 5" x 42 B.A.



SHELTER DECK
BEAMS 6" x 5" x 40 B.A.
2 BEAMS IN WAY OF CASING 7" x 5" x 42 B.A.



UPPER DECK
BEAMS 7" x 5" x 42 B.A. (EXCEPT IN PEAKS)



THE KOPNER SHIPBUILDING
& REPAIRING CO. (STOCKTON) LTD.
STOCKTON-ON-TES.
Date 1990.

522
LLOYDS CLASS

Measure the Poplar Strip 26 Rep 2 Cold
No 522

Profile & Decks as built

Sp. H. H. Aquino

Indt report No 10713

AUST

XII 48- 0148



© 2021

Lloyd's Register
Foundation