

LENGTH OVER ALL 401'-0"

LENGTH ON 24'-0" WL 390'-0"

BEAM MOULDED 54'-0"

LOAD DRAFT 24'-0"

DEPTH TO 2ND DECK 23'-0"

DEPTH TO UPPER DECK 32'-0"

DEPTH TO BRIDGE DECK 40'-0"

NO SHEER

LLOYDS NUMERALS

B.D. 2:54+32-2-84

L*(B.D.2)+390+84+32760

L+D 390+32+12187

EQUIPMENT No. 35095

TO CLASS *A1@ WITH THE AMERICAN BUREAU OF SHIPPING.

TO CLASS *100-A1 LLOYDS REGISTER OF SHIPPING.

STEM 10 1/2" x 2 1/2"

PROPELLER POST 10 1/2" x 7 1/2"

RUDDER POST 7" x 7 1/2"

RUDDER PLATE 1 1/2" SPEED 11 1/2 KTS.

RUDDER STOCK 11" DIA. PINTLESS 5 1/2" DIA.

SEE PLAN NR R.5177

{ SKETCH TO BE SUBMITTED

FRAME SPACING 24" IN PEAKS 27" ELSEWHERE

PEAK FRAMES 3" x 3 1/2" x 3/8" L

PEAK REV. FR. 4" x 3 1/2" x 3/8" L

DEPTH OF FRAMING 6"

WEB FRAMES LOCATED AS PER DR.F-5001.

PLATE AS SHOWN 7/16" DEPTH FR. 24"

FACE L 6" x 3 1/2" x 7/16" SGL.

EQUIPMENT		
EQUIPMENT (TONNAGE) (NO. 553)	TO AM. BU. OF SH.	TO LLOYDS REG.
2 STOCKLESS BOWER ANCHORS	7665 # EACH	7160 # EACH
1 " " " " " "	6510 #	6070 #
1 " " " " " "	2785 #	2450 #
1 " " " " " "	1155 #	1050 #
STUD CHAIN CABLE	2-270 FATHS 2 1/2"	2-270 FATHS 2 1/2"
S.W.R. STREAM LINE	90 FATHS 4 1/2" CIRC	90 FATHS 4 1/2" CIRC
S.W.R. TOWLINE	125 " 5"	120 " 5"
HAWSERS	2-90 " 8"	2-90 " 8"
WARPS	2-90 " 7"	2-90 " 7"
BRIDGE FRONT	POOP FRONT	AFT END BR & POOL
PLATING 7/16"	COMINGS 3/4"	3/8"
BDY ANGLE 3 1/2" x 3" x 3/8" SGL	3 1/2" x 3" x 3/8" SGL	3 1/2" x 3" x 3/8" SGL
STIFFENERS (CL) 10" x 20" C SP 30	6" x 3 1/2" x 3/8" SP 30	5" x 3" x 3/8" SP 30
CLIPS 6" x 6" x 1/2" TOP	CLIPS 6" x 6" x 1/2" TOP	ENDS OF STIFFENERS
AND BOTTOM WITH 5 RIVS IN EACH LEG	AND BOTTOM WITH 5 RIVS IN EACH LEG	RIV. TO BDY ANGLE

DEEP FUEL OIL TANK

PLATING 5/16" TO 1/2"

BDY L 3 1/2" x 3" x 1/2" DBL VERTICAL STIFFS 7" x 16" SHIP C SPACED 27"

HORIZONTAL STIFFENERS 2-15" x 33" C

CANT FRAMES 5" x 3 1/2"

REV FR. 4" x 3 1/2"

DEPTH OF FRAMING 6"

STRONG BEAMS IN MOCH SPACE

12" x 25" C DBL

PLANS TO BE SUBMITTED FOR APPROVAL

STERN FRAME & RUDDER

BULKHEADS

PAINING ARRANGEMENTS

ENGINE SEATING

SHAFT STOOLS

HOUSES ON BRIDGE DECK OVER 34' LONG

HATCH DETAILS

DECKS




PILLARS & GIRDERS

SHELL PLATING

DOUBLE BOTTOM

PUMPING ARRANGEMENTS

ARRANGEMENT OF SWASH PLATES IN FUEL BUNKERS



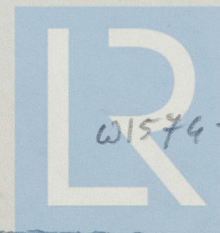
DATE	ALTERATION	
1917	TITLE REVISED	ENR.
	KEELSON ANGLES DBLD.	ENR.
	BHD BODY ANGLES DBLD.	ENR.
	QT. FLOOR BODY ANGLES DBLD.	ENR.
	DECK BEAMS CORRECTED & MADE	ENR.
	CHIEF SHIP CHANNEL	ENR.
	END FRAMES MADE SHIP CHANNEL	ENR.
	FORWARD CONNECTION OF BHD	ENR.
	STIFFS CHANGED	ENR.
	ANGLES TO BKTS IN LIEU OF FLGS.	ENR.
	LOWER DECK HATCH END BEAMS	ENR.
	ROOFED	ENR.
	TRANSOM & FLOORS OMITTED	ENR.
	PILLAR KEELS CORRECTED	ENR.
	FORE PEAK STIFF CORRECTED	ENR.
6Nov17	ANGLE CLIPS BET. LONGS. & SOLID	ENR.
	FLOORS REVERSED	ENR.
	STIFFENERS ON LONGS. AT OPEN END	ENR.
	CHANGED FROM INSIDE TO OUTSIDE	ENR.
	SIDE OF LONGS.	ENR.
4Nov17	LOWER DECK HATCH COAMINGS	ENR.
	MODIFIED	ENR.
28Nov17	UPPER & SECOND DECK HATCHING BEAMS	ENR.
	ROOFED PLAINS INCREASED IN SIZE	ENR.
30Dec17	BEAMS CHANGED KEY BARRELS 30' PORTS	ENR.
	WELD AT MAIN END BEAMS IN HATCH	ENR.
	END BEAMS BRACKETED 15' STIFFS	ENR.
	HATCH END COAMING DETAIL	ENR.
	CHANGED	ENR.
10Dec17	HATCH COAMING DET. CHANGED AT UP DR	ENR.
	HATCH END BEAM BKTS & WEB ADDED	ENR.
14May18	TRACED FROM TRACING	ENR.
4Sept18	EQUIPMENT CORRECTED PER PLAN	ENR.
10Oct18	ADDED TO SUIT WAT. CONDITIONS	ENR.
10Oct18	EQUIPMENT NUMERALS	ENR.
14Mar18	EQUIPMENT CORRECTED AND	ENR.
	ADDED BACK TO SUIT PLAC. CONDITIONS	ENR.

Midship Section
S.S. "Sahale"
A.I.O.C. Hull N^o 500



G.H.
5220

RETAIN



© 2020

W1574-0072

Lloyd's Register
Foundation