

MIDSHIP SECTION

OF A

SINGLE DECKED SCREW STEAMER

DIMENSIONS

LENGTH 380-0
BREADTH MID 52-0
DEPTH MID 25-5 1/2
CLASS 100 A.I. LLOYDS
SCALE 1/2" = ONE FOOT

28. 10.12

Lloyds Numerals.
Breadth Mid. 52.00 ✓
Depth Mid. 25.46 ✓
Transverse No. 77.46 ✓

Longitudinal No. 29434.8

Depths to length 14.92 Main Deck.
Do 11.71 Bridge Deck.

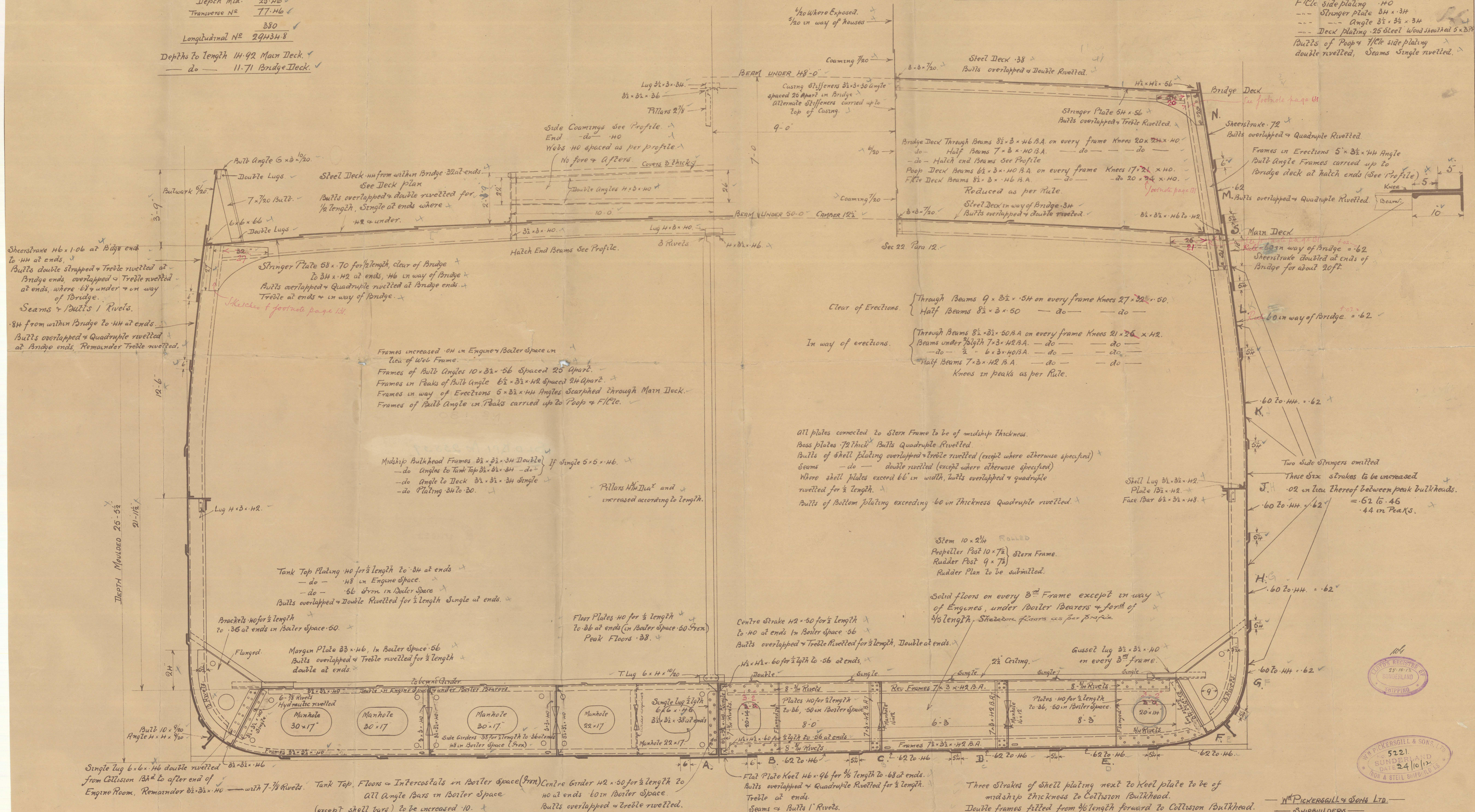
— Anchors & Cables —
Equipment No. 31223-5H.

1st Bower ex Stock 45 cuts, if Stockless 56 1/2 cuts
2nd do do 45 do do 56 1/2 do
3rd do do 38 do do 47 1/2 do
Stream do 15 do do
Kedge do 6 1/2 do do
270 fathoms Steel Chain Cable 2 1/16
90 do Stream Chain 1 1/16 or 1 1/2 Steel Wire.

— Hawseers & Warps —
120 fathoms Towline 13 or 1 1/2 Steel Wire
2-90 do Hawser 7
2-90 do Warp 7

Poop Side plating .38
--- Stringer plate 3/4 x 3/4
--- Angle 3 1/2 x 3/4
--- Deck plating 26 Steel

F/Cle side plating .40
--- Stringer plate 3/4 x 3/4
--- Angle 3 1/2 x 3/4
--- Deck plating 26 Steel Wood sheathed 5 x 3/4
Builds of Poop & F/Cle side plating double rivelled, Seams single rivelled.



Clear of Erections. Through Beams 9 x 3 1/2 x 5H on every frame Knees 27 x 3 1/2 x 50.
Half Beams 8 1/2 x 3 x 50 do do
In way of erections. Through Beams 8 1/2 x 3 1/2 x 50 A.A. on every frame Knees 21 x 2 1/2 x 42.
Beams under 2 1/2 x 42 A.A. do do
do 2 1/2 x 40 A.A. do do
Half Beams 7 x 3 x 42 A.A. do do
Knees in peaks as per Rule.

All plates connected to Stern Frame to be of midship thickness.
Boss plates 7/16" thick Butts Quadruple Rivelled.
Builds of shell plating overlapped & treble rivelled (except where otherwise specified).
Seams do double rivelled (except where otherwise specified).
Where shell plates exceed 66 in width, butts overlapped & quadruple rivelled for 1/2 length.
Builds of Bottom plating exceeding 60 in thickness Quadruple rivelled.

Stem 10 x 2 1/4 Rolled
Propeller Post 10 x 7 1/2 Stern Frame.
Rudder Post 9 x 7 1/2
Rudder Plan to be submitted.

Solid floors on every 3rd Frame except in way of Engines, under Boiler Bearers & fore of 1/2 length. Staircase floors as per Profile.

Centre Strake 42 x 50 for 1/2 length to 40 at ends in Boiler space 56
Butts overlapped & treble rivelled for 1/2 length, Double at ends.

1 1/2 x 4 1/2 60 for 1/2 length to 56 at ends.
Double Single

Plates 40 for 1/2 length to 56, 50 in Boiler space 56
8-0


1 1/2 x 4 1/2 60 for 1/2 length to 56 at ends.
8-0

Plates 40 for 1/2 length to 56, 50 in Boiler space 56
8-0

1 1/2 x 4 1/2 60 for 1/2 length to 56 at ends.
8-0

Three Strakes of shell plating next to Keel plate to be of midship thickness to Collision Bulkhead.
Double frames fitted from 1/2 length forward to Collision Bulkhead.

No 180



W. PICKERSGILL & SONS LTD.
SHIPBUILDERS
SUNDERLAND




W. PICKERSGILL + SONS

Nº 180.

SLD. RPT No 25859. SAT NOV - 2, 1912

S. S. HELMSLOCH

MIDSHIP SECTION



Kalamela

RETAIN



© 2021

Lloyd's Register
Foundation

W1621-0024