

MIDSHIP SECTION.

S. S. N^o. 27.

DIMENSIONS: - 162 x 25.6 x 12.0 M³.

Scale = $\frac{1}{2}$ = 1 foot.

Class 100. A. LLOYDS.



THE DUBLIN DOCKYARD CO.
Drawing Office
Reg. No. 8993
9-1-12
NORTH WALL, DUBLIN.

220705 NUMERALS

100 = 25.5 ✓
 100 = 12.0 ✓
 100 = 37.5 ✓ 27.75
 100 = 62.5 ✓
 100 = 55.0 ✓ 22.75
 100 = 42.0 ✓
 100 = 38.0 ✓ 19.40
 100 = 298.0 ✓

REGIONS: RQ OK 95 380

BRIDGE OK 18, $4 \times 75 = 63$ ✓

TALE OK 23, $4 \times 75 = 120$ ✓

CASING 45.5, $4 \times 8 = 130$ 25

TOTAL = 115.00

425.00

EQUIPMENT LETTER H			
2	30#R Anchors	12 1/2 Cnts	Stockless ✓
1	"	10 1/2 "	"
1	Stream	4 "	Ex Stock ✓
1	KEDGE	1 1/4 "	" ✓
105 Fms	1 1/2" S.W. CHAIN CABLE		
60 "	1 3/4" Stream Chain	OR	23 1/4" Steel Wire ✓
75 "	8" Tow Line	OR	2 1/2" " " / Also 3" OR 4" OR ✓
90 "	8" HANGER	OR	2 1/4" " " / To Steel Wire ✓

RIVETING.

GARR² STRAKE TREBLE RIV BUTTS FOR '82
TO DOUBLE AT ENDS ✓

SHEERSTAKE TREBLE RIV OVERLAP BUTTS
FOR 1/2 L. DOUBLE AT ENDS. ✓

REMAINDER OF SHELL PLATING TREBLE RY

OVERLAP BETTS FOR $\frac{1}{2}$ L. TO DOUBLE AT ENDS.

MARGIN PLATE - CENTRE TANK TOP DOUBLE RIV
OVERLAP BUTTS ALL FORE - AFT

BUTTS OF INNER BOTTOM PLATING DOUBLE FOR
1/2" SINGLE AT EDGES ✓

LOGS OF INHER BOTTOM PLATING & CENTRE
TAKEN TOP SINGLE RIV. ALL FOREST RET.

CENTRE KEELSON PUTTS DOUBLE RIV. ALL FY A.

IN WAY OF MATCHES DOUBLE ELSEWHERE.

Increased at Break.

38 for 1/2 to 3/4
BETTING 4 x 4 E.M.
FACE BAR 5 x 1
ANGLES 4 x 3 x 3/4







APING PLATE 6-78

TEE BAR 5' 4" x
FOR ABOUT 60' MILES

C.B.
12. 1. 12.

Watergate
Amended
Mid ship Section

77. ea Dub 10/1/12
S.S. "Wheatlands"
Dub 9/183.



RETAIN



© 2020

Lloyd's Register
Foundation

W1641-0005