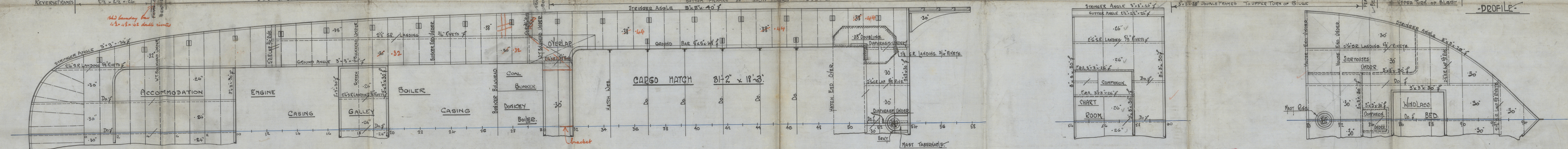
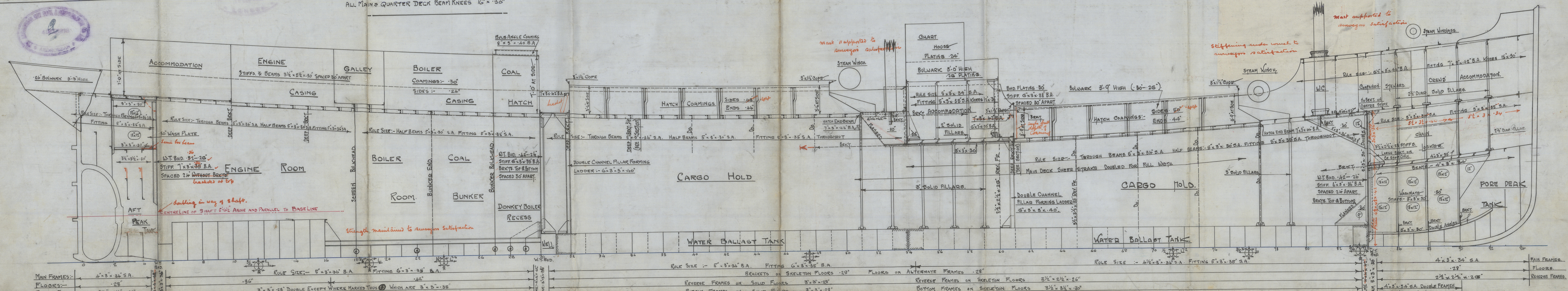


PLAN No. 2
SHIP No 272 306
PROFILE DECK

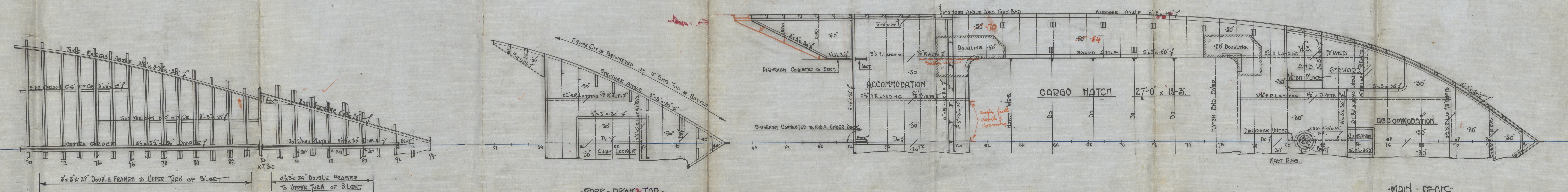
CLASS 100 ALLOYDS
SCALE 1/4 INCH = 1 FOOT

-DIMENSIONS-

LENGTH B.P.	175'-0"
BREADTH MLD.	28'-0"
DEPTH MLD.	12'-6"
MAIN DECK TO FOLEY DECK (TOP OF BEAM TO TOP OF BEAM)	7'-0"
" " " BRIDGE " " " " " "	7'-0"
" " " RAISED Q.R. " " " " " "	3'-6"
QUARTER " " " E & B CASING " " " " " "	7'-0"
FORE PEAK TOP TO MAIN DECK " " " " " "	6'-3"
FRAMES SPACED 22' APART THROUGHOUT	
ALL MAIN & QUARTER DECK BEAM KNEES 16' x 30'	



-RAISED - QUARTER - DECK-
-BRIDGE - DECK-
-FORECASTLE - DECK-




-PLAN - OF - BOTTOM - SHOWING - FRAMING-
-FORE - PEAK - TOP -
-MAIN - DECK-

BUILDERS. Ardrossan D. D. & Co.

YARD NO. 306

PLAN. Profile Deck.



"Dunvegan Head"
ex
SHIP'S NAME, Pentland Firth

GLASGOW REPORT NO 39577.

ex
ALOVETTE

W240-0042



© 2020

Lloyd's Register
Foundation