

2 BOWER ANCHORS 56<sup>1</sup>/<sub>2</sub> CWTs EACH. STOCKLESS  
1 " " 47<sup>1</sup>/<sub>2</sub> " " "  
1 STEAM " 15 " " Ex. STEEL.  
1 KEDGE " 6<sup>1</sup>/<sub>2</sub> " " "  
270 FATHMS: 2<sup>1</sup>/<sub>8</sub> STD CHAIN CABLE  
90 " 4<sup>1</sup>/<sub>2</sub> STEEL WIRE  
120 " 4<sup>1</sup>/<sub>2</sub> " " "  
A @ 90 - 7" MANILLA HAWSERS + WARPS.

DIMENSIONS:- 360' x 52' x 26.5' x 26.3' L.P.

Scale  $\frac{1}{2}'' = 1 \text{ foot}$

VESSEL OF FULL FORM

S.S. WOLVERTON.

BREADTH	52.00
DEPTH.	<u>26.41</u>
	78.41
	<u>360</u>
	28228

$$\frac{L}{D} = 13.63$$
$$= 10.50$$




Midship Section  
(As built)

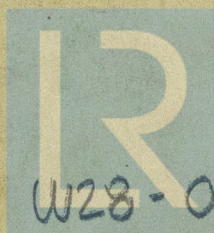


Sri Raylton Wilson & Co.

S.S. 584.

" Emmy "

S.S. Walverton

Quab Rpt. 8266.



© 2021

Lloyd's Register  
Foundation

W28-0193