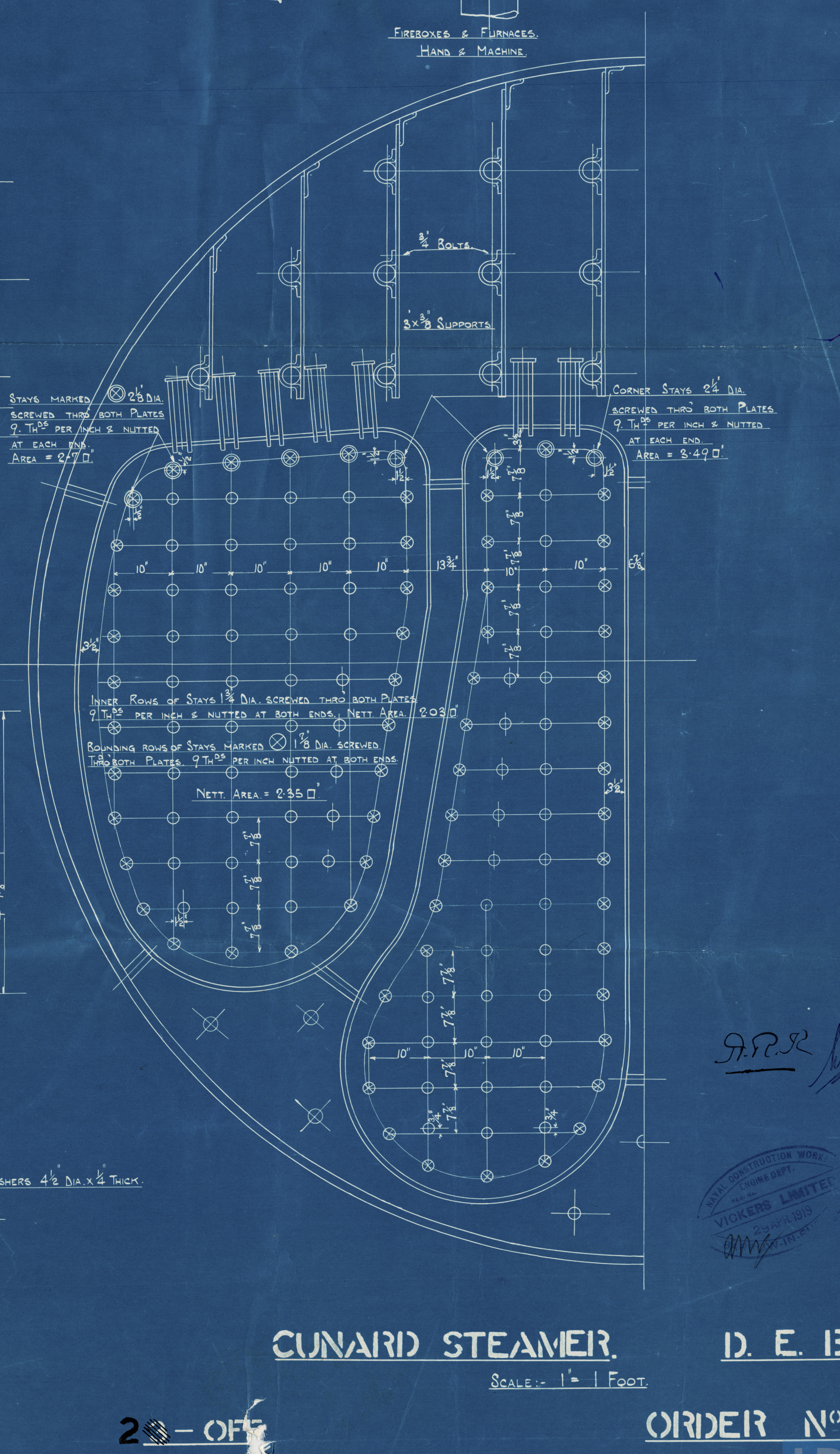


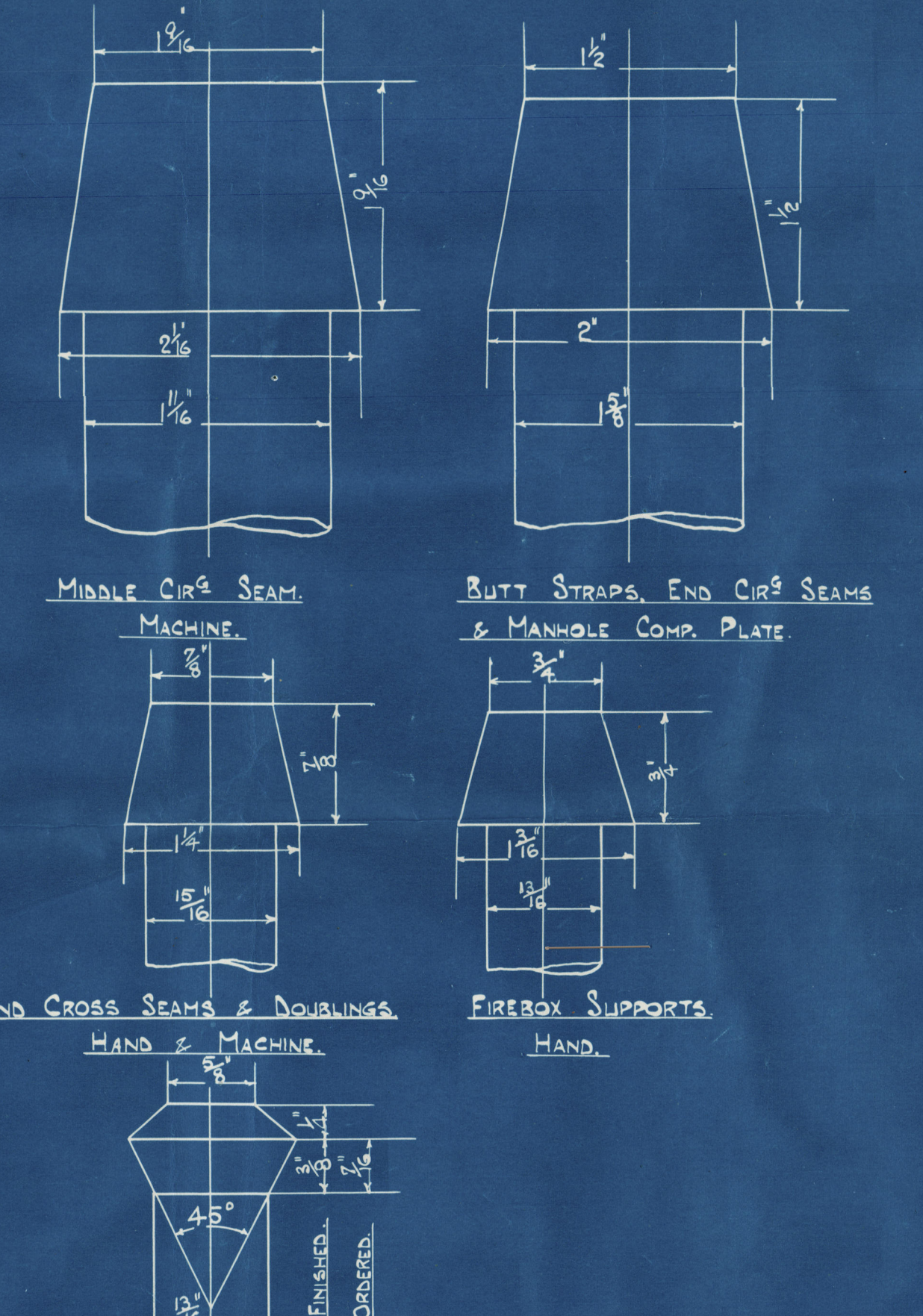
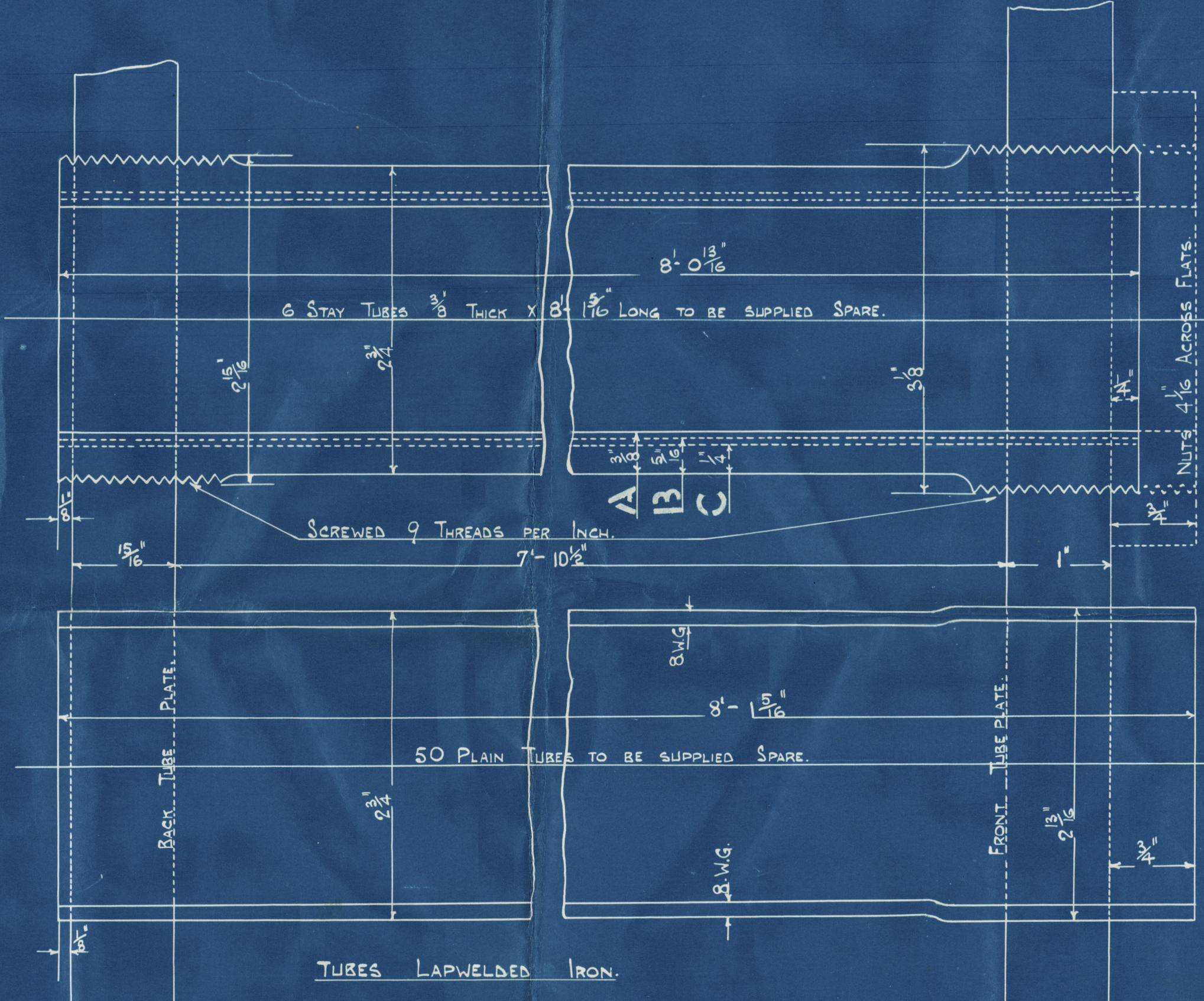
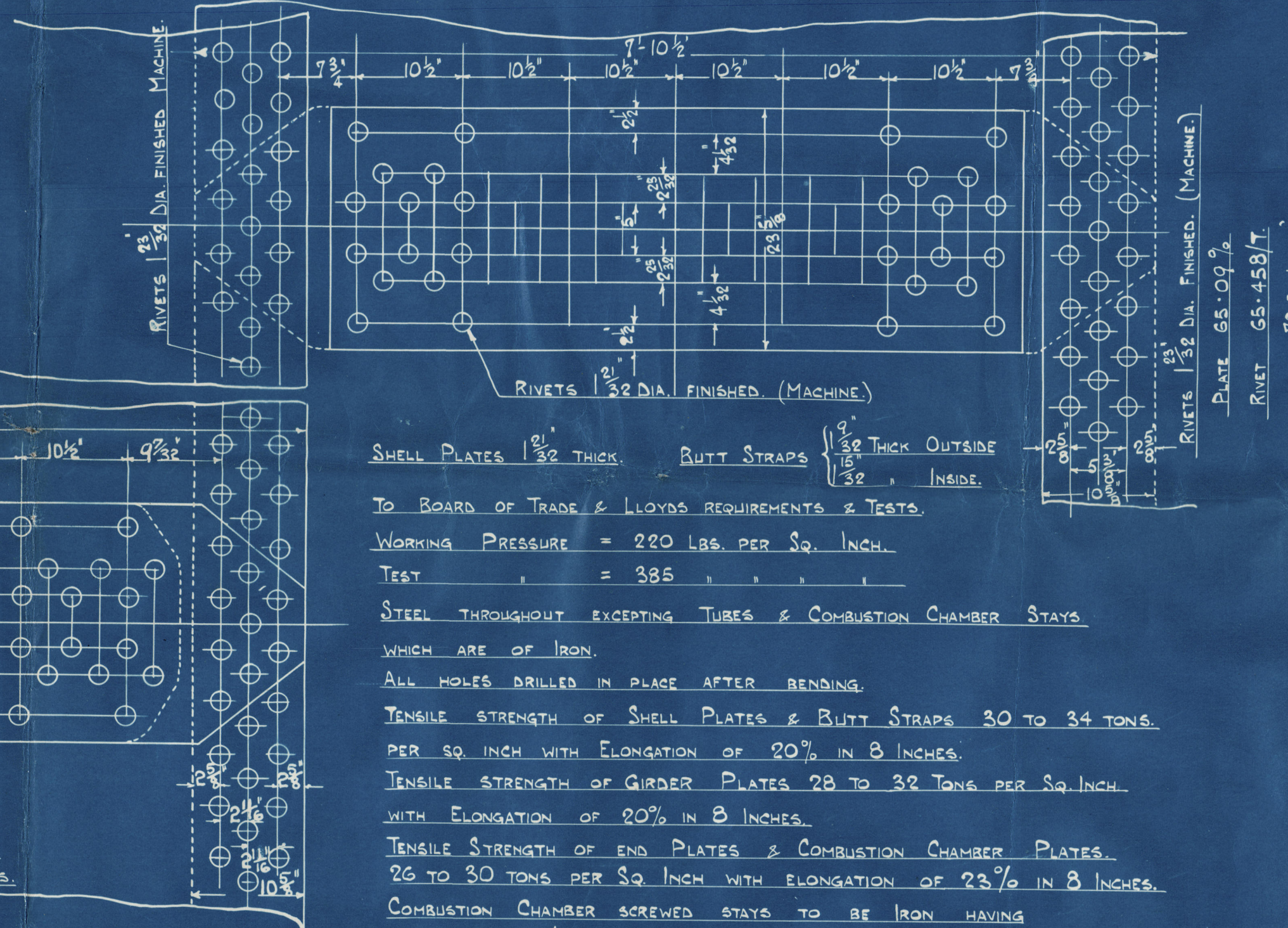
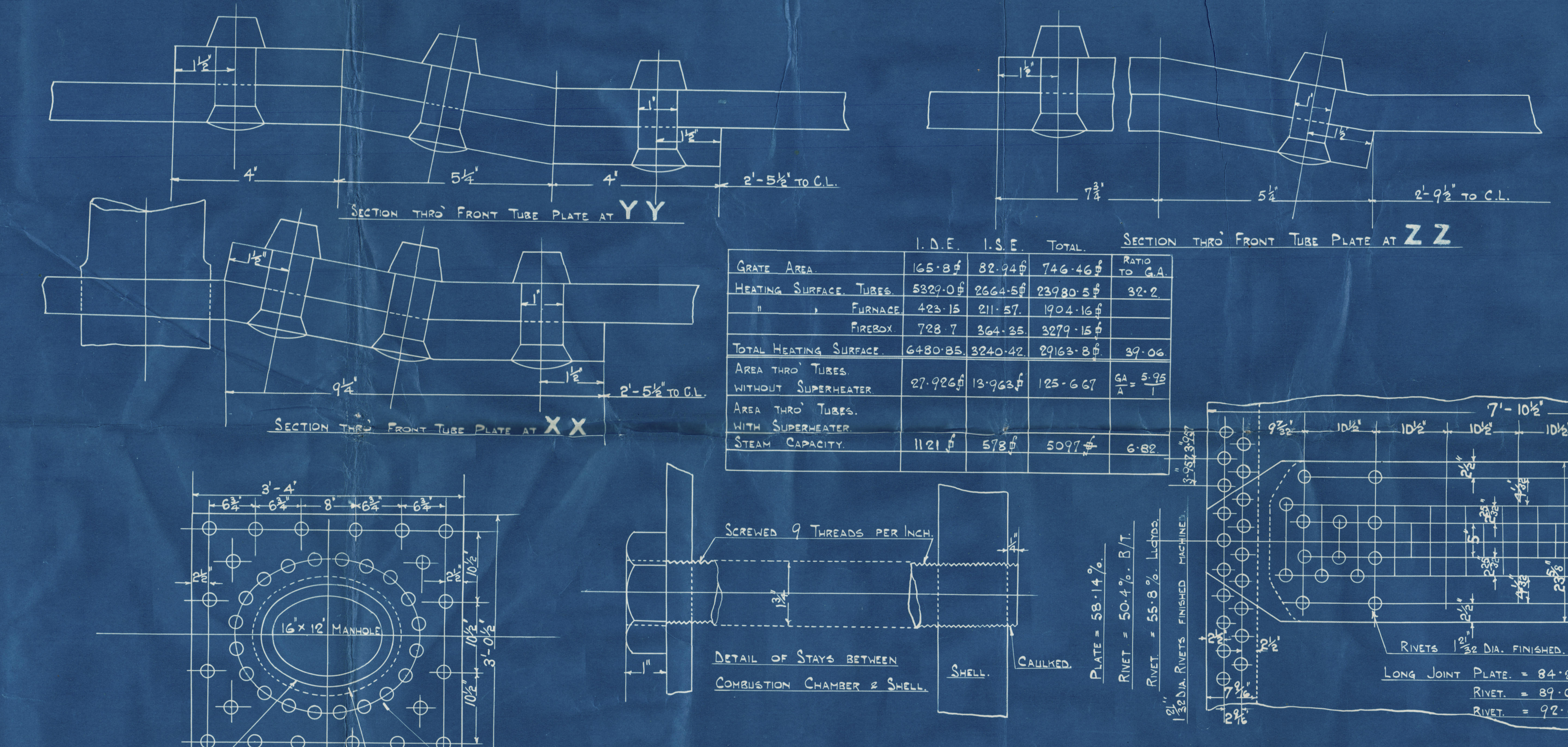


9/5/19

LIST OF PLATES FOR 3 D.E. BOILERS.									
LETTER	NO.	LENGTH	REMARKS	THICKNESS	PIECES	TENSILE	THICKNESS	PIECES	TENSILE
A	1	11'-11"	2 1/2"	Centre Firebox Tube Plate	26	30	26	30	30
B	2	11'-11"	5 1/2"	Back	26	30	26	30	30
C	3	8'-10"	2 1/2"	Tube Plate	26	30	26	30	30
D	4	8'-10"	2 1/2"	Back	26	30	26	30	30
E	5	7'-0"	1 1/2"	Centre Firebox Wrapper	26	30	26	30	30
F	6	7'-0"	1 1/2"	Wing Firebox Wrapper	26	30	26	30	30
G	7	1'-0"	1 1/2"	End Plate Top	26	30	26	30	30
H	8	1'-0"	1 1/2"	End Plate Bottom	26	30	26	30	30
I	9	1'-0"	1 1/2"	End Plate (Centre)	26	30	26	30	30
J	10	1'-0"	1 1/2"	(Nourling)	26	30	26	30	30
K	11	1'-0"	1 1/2"	Fire Box Girders	26	30	26	30	30
L	12	1'-0"	1 1/2"	Supports	26	30	26	30	30
M	13	1'-0"	1 1/2"	Shell Outer Top	26	30	26	30	30
N	14	1'-0"	1 1/2"	Bottom	26	30	26	30	30
O	15	1'-0"	1 1/2"	Inner Top	26	30	26	30	30
P	16	1'-0"	1 1/2"	Bottom	26	30	26	30	30
Q	17	1'-0"	1 1/2"	Butt Strap Outer Outer Straps	26	30	26	30	30
R	18	1'-0"	1 1/2"	Inner	26	30	26	30	30
S	19	1'-0"	1 1/2"	Outer Inner	26	30	26	30	30
T	20	1'-0"	1 1/2"	Inner	26	30	26	30	30
U	21	1'-0"	1 1/2"	Manhole Cover Plate	26	30	26	30	30
V	22	1'-0"	1 1/2"	Manhole Door	26	30	26	30	30

LIST OF LAMINATED IRON TUBES (3 D.E. BOILERS)									
LETTER	NO.	LENGTH	THICKNESS	REMARKS	THICKNESS	PIECES	TENSILE	THICKNESS	PIECES
A	1	18'-0"	2 1/2"	Plain Tubes	26	30	30	26	30
B	2	18'-0"	2 1/2"	Plain Tubes	26	30	30	26	30
C	3	18'-0"	2 1/2"	Plain Tubes	26	30	30	26	30
D	4	18'-0"	2 1/2"	Plain Tubes	26	30	30	26	30
E	5	18'-0"	2 1/2"	Plain Tubes	26	30	30	26	30
F	6	18'-0"	2 1/2"	Plain Tubes	26	30	30	26	30
G	7	18'-0"	2 1/2"	Plain Tubes	26	30	30	26	30
H	8	18'-0"	2 1/2"	Plain Tubes	26	30	30	26	30
I	9	18'-0"	2 1/2"	Plain Tubes	26	30	30	26	30
J	10	18'-0"	2 1/2"	Plain Tubes	26	30	30	26	30
K	11	18'-0"	2 1/2"	Plain Tubes	26	30	30	26	30
L	12	18'-0"	2 1/2"	Plain Tubes	26	30	30	26	30
M	13	18'-0"	2 1/2"	Plain Tubes	26	30	30	26	30
N	14	18'-0"	2 1/2"	Plain Tubes	26	30	30	26	30
O	15	18'-0"	2 1/2"	Plain Tubes	26	30	30	26	30
P	16	18'-0"	2 1/2"	Plain Tubes	26	30	30	26	30
Q	17	18'-0"	2 1/2"	Plain Tubes	26	30	30	26	30
R	18	18'-0"	2 1/2"	Plain Tubes	26	30	30	26	30
S	19	18'-0"	2 1/2"	Plain Tubes	26	30	30	26	30
T	20	18'-0"	2 1/2"	Plain Tubes	26	30	30	26	30
U	21	18'-0"	2 1/2"	Plain Tubes	26	30	30	26	30
V	22	18'-0"	2 1/2"	Plain Tubes	26	30	30	26	30
W	23	18'-0"	2 1/2"	Plain Tubes	26	30	30	26	30
X	24	18'-0"	2 1/2"	Plain Tubes	26	30	30	26	30
Y	25	18'-0"	2 1/2"	Plain Tubes	26	30	30	26	30
Z	26	18'-0"	2 1/2"	Plain Tubes	26	30	30	26	30

2 STEEL ANGLE BARS 4" x 3" x 1/2" LONG FIREBOX SUPPORTS  
TENSILE STRENGTH 26,000 LBS. PER SQ. INCH.



49S/SI  
DRAWING NO 493/SI

CUNARD STEAMER.  
D. E. BOILER.  
SCALE: 1" = 1 FOOT.  
2 - OFF.  
ORDER NO 493

9/5/19  
J.P.R.  
VICTORIA LIMITED  
MILNERS



VICKERS LTD.

N° 498

DOUBLE ENDED BOILERS

T.S.S. "Antonia"

Rpt. No 1957.



© 2021

Lloyd's Register  
Foundation

W293-0021