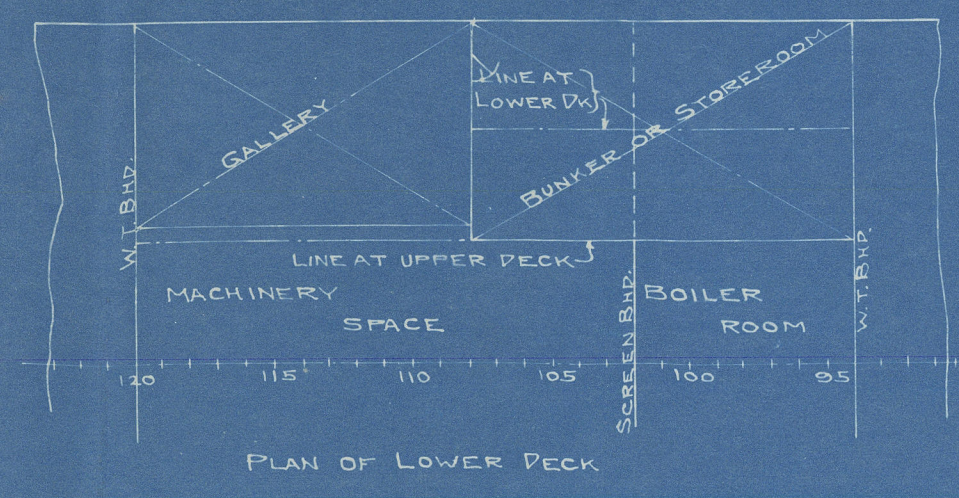



- PLANS TO BE SUBMITTED:**
- STERN FRAME & RUDDER
 - TYPE BULKHEAD
 - DEEP TANK BULKHEADS
 - DECK BULKHEADS & DECK FRAMING
 - PAINTING ARRANGEMENTS
 - HATCH PLANS
 - CLIPS & PILLARS
 - PUMPING PLANS
 - STRONG BEAMS & PILLARS IN MACHINERY SPACES (SEC 22, PARA 12 OF RULES)
 - DEEP BALLAST TANKS AFT

NOTE: SEE MIDSHIP SECTION FOR TABLE OF LENGTHS OF STIFFENERS AND HEIGHTS OF BULKHEADS.



15.17 MAIL	1	5
16.18 19	3	3
17.19 20	1	5
18.20 21	1	5
19.21 22	1	5
20.22 23	1	5
21.23 24	1	5
22.24 25	1	5
23.25 26	1	5
24.26 27	1	5

410'-3" X 50'-3" X 41'-4" (TO SHELTER DECK)
 GENERAL ARRANGEMENT OF
 SINGLE SCREW CARGO STEAMER
 SCALE 1/8" = 1'-0"
 NEW YORK SHIPBUILDING CORPORATION
 CAMDEN, NEW JERSEY, U.S.A.
 PR. 243-202-B.

NEW YORK SHIPPING CO.
CANTON, N.Y. U.S.A.
BLUE PRINT ROOM
25
8

Refer to

LOYD'S REGISTER OF SHIPPING
RECEIVED
28 DEC. 1919
LONDON


GENERAL ARRANGEMENT

RETAIN

9/20-06hm

NI

MENT



NEW YORK SHIPBUILDING CORP.
CAMDEN, N. J., U.S.A.
BLUE PRINT ROOM

No. 25
18
Lloyd



© 2020

Lloyd's Register
Foundation