

RULE EQUIPMENT.

NUMERAL	420' x 55' x 30' 6"	36098
SHUTTER	33' 3" x 75' x 1/2"	2520
FORECASTLE	150' x 75' x 1/2"	181
HOUSES	150' x 75' x 1/2"	3309
		3309
2 BOWER ANCHORS	68 CUTS, EACH STOCKLESS.	
1 BOWER ANCHOR	58 1/2	
1 STREAM	10	EX STOCK.
1 WEDGE	8	
10 2 1/2" PATHWAYS	2 1/2" STUD CHAIN CABLE	
90	5	STEEL WIRE
120	5 1/2	
2 at 90	8	HAWSEY & WARPS
2 at 90	7	

S.S. N° 610. MIDSHIP SECTION.

DIMENSIONS 420'-0" x 55'-0" x 30'-6" L.P. 30' 9" AMID^s

TO CLASS 100 A 1 AT LLOYD'S.

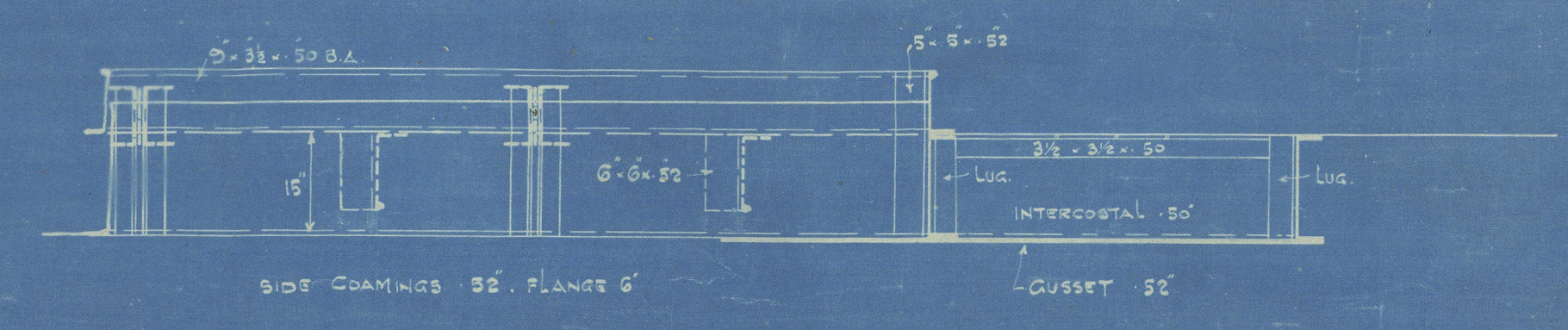
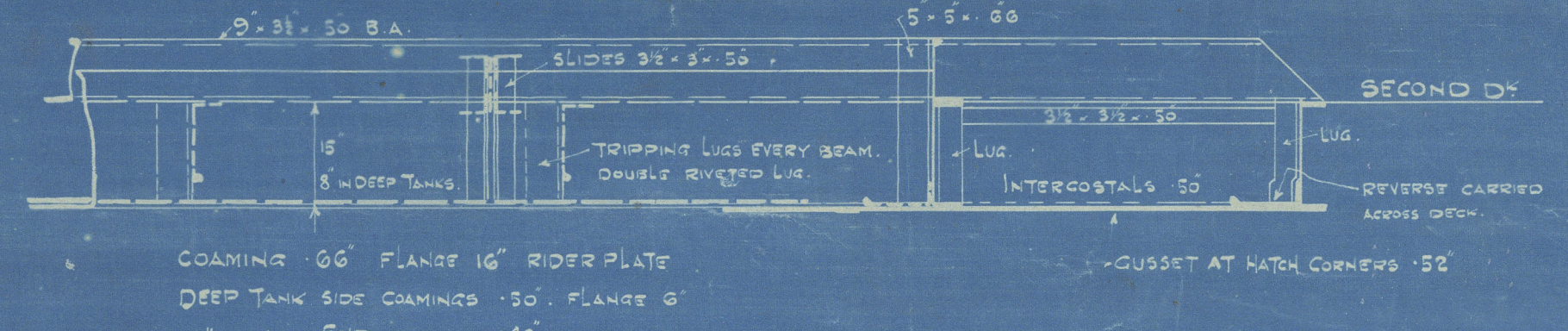
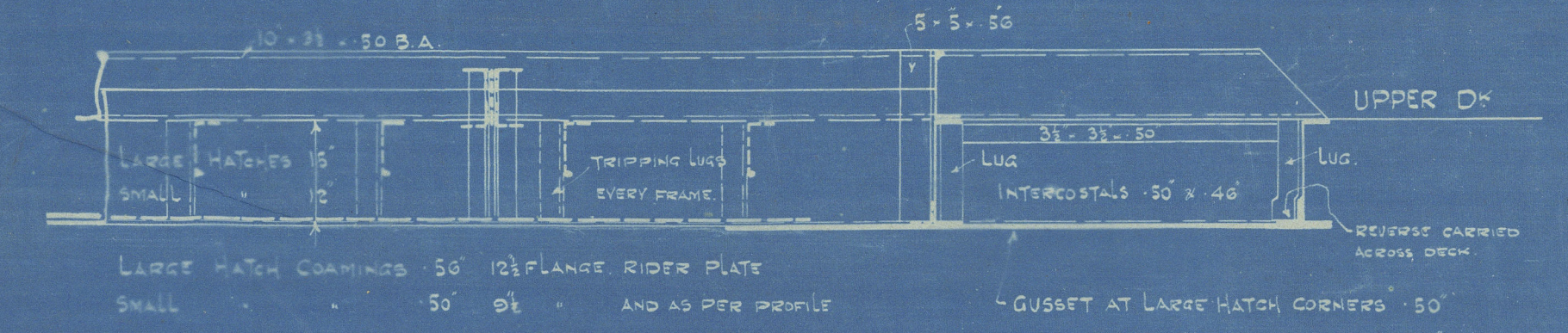
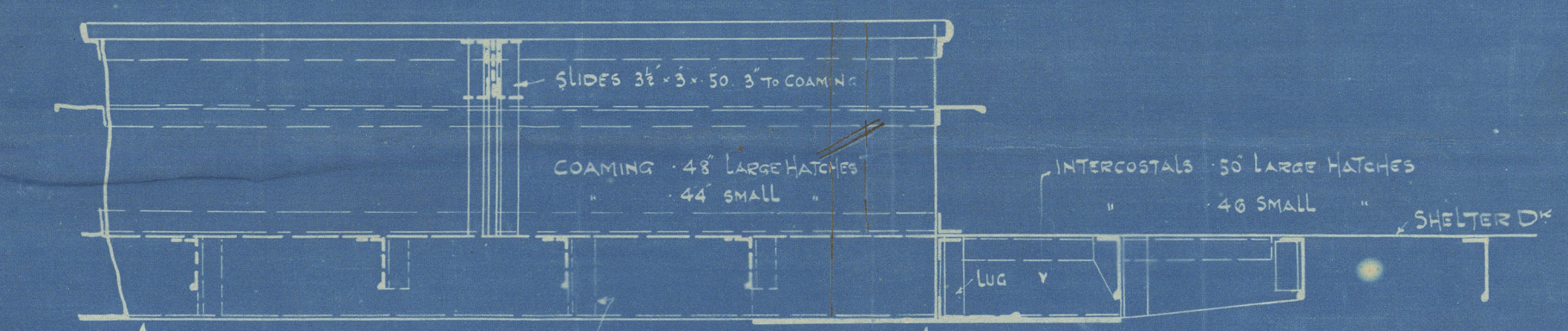
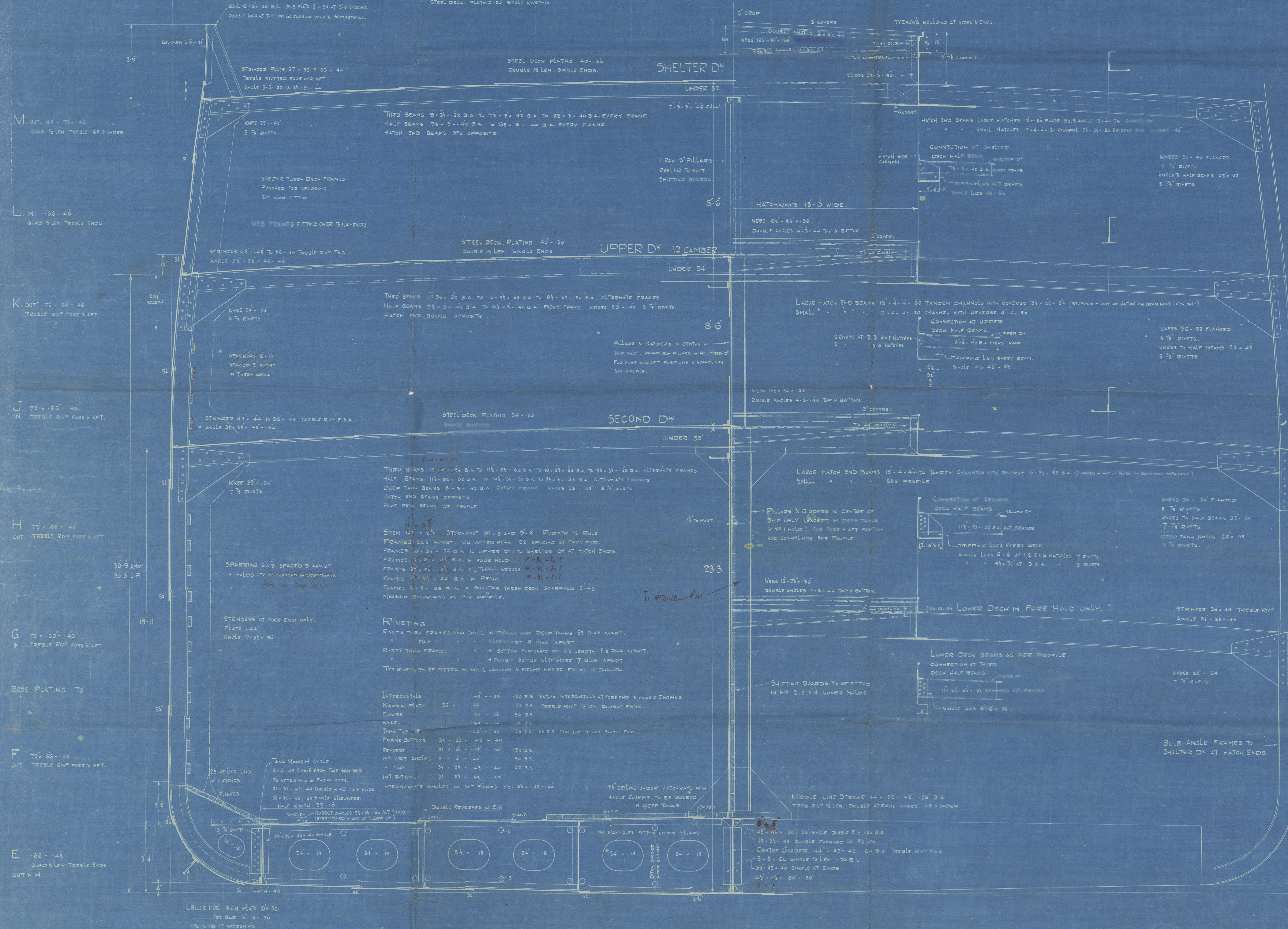
SCALE 1/8" INCH = 1 FOOT

NUMERALS.

BREADTH	54' 7 1/2"	54' 7 1/2"
DEPTH	31' 2 1/2"	31' 2 1/2"
	86' 00"	86' 00"
LENGTH	410' 7 1/2"	410' 7 1/2"
1/2	36' 00"	36' 00"
	10' 00"	10' 00"

FORECASTLE

SIDES 140 DOUBLE RIVETED.
BEAMS 7 1/2" x 40" B.A. TO 65' 3" 40" B.A. EVERY FRAME 2 ROW.
KNEES 25' 42" 5 7/8 RIVETS.
SPRINTERS 34' 30" DOUBLE RIVETED.
SPRINTERS ANGLE 31' 35" 30"
STEEL DECK PLATING 30" SINGLE RIVETED.



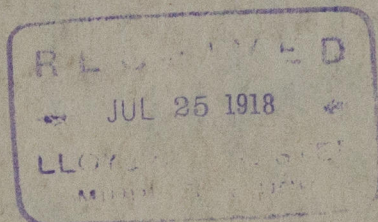
D. IN. 72' x 66' x 48' QUAD 1/2 LEN. TREBLE ENDS.
C. OUT. 72' x 66' x 48' QUAD 1/2 LEN. TREBLE ENDS.
B. IN. 72' x 66' x 48' QUAD 1/2 LEN. TREBLE ENDS.
A. OUT. 72' x 66' x 48' QUAD 1/2 LEN. TREBLE ENDS.
KEEL IN. 48' x 104' x 75' QUAD 1/2 LEN. TREBLE ENDS.

A, B, & C STRAKES WHO HAVE THEIR MIDSHIP THICKNESSES MAINTAINED FORWARD TO COLLISION SHIP.
BOTTOM PLATING REDUCED 1/8" IN WAY OF DOUBLE BOTTOM TO 1/4" 1/4"



Messrs. Sir A. Dixon & Co.

Nº 610



Maidship Section
(as built)

S. S. VALEMORE

Draw. Ref. No 10182

London Citizen



© 2021

Lloyd's Register
Foundation

W500-0352