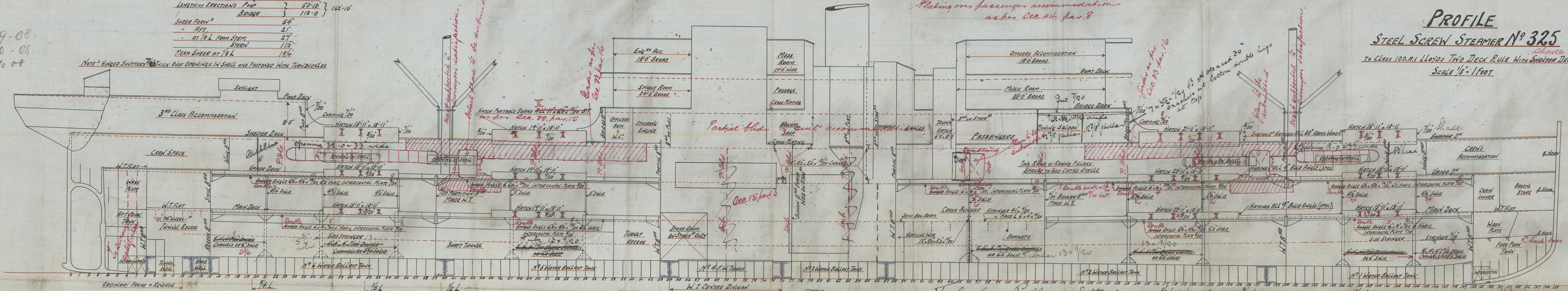


8.9.08
8.10.08
26.10.08

LENGTH ON LOAD LINE	319.7
DEPTH M ¹² TO UPPER DECK	20.6
UNDER DECK TONNAGE CORRECTION	75
LENGTH OF ERECTIONS POOP	50.10
BRIDGE	118.0
SHEER FORM	54
FT	21
AT 1/8 L FROM STERN	27
STERN	117
MEAN SHEER AT 1/8 L	19 1/4

NOTE: Hinged shutters 7/16" thick over openings in shell and fastened with turnbuckles

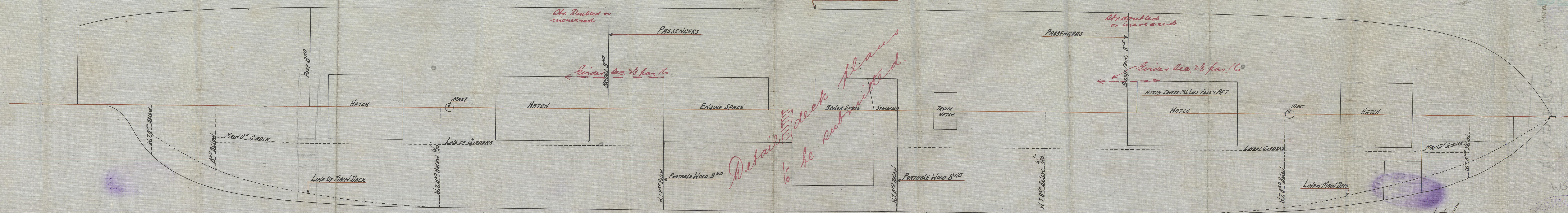


PROFILE
STEEL SCREW STEAMER N° 325
To Class 100. R.I. LLOYD'S TWO DECK RULE WITH SHELTER DECK
SCALE 1/8" = 1 FOOT

9" Bulb Angle FRAMES (SEE SECTION)
92-52-420 BA to shell pl
d 1 1/2" on 77 frame number ends
on 86


Tubular Pillars fitted

Bottom forward strengthened
as per Rule.



Half Plan of Upper Deck

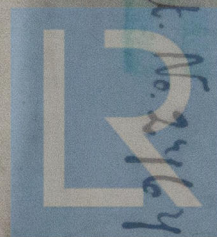
W537-0310
© 2020
Woods Register
Foundation



2 Gravel &
Profile
at 325 3/4

MINDEROO

Glasgow R.H. No. 24642



© 2020

Lloyd's Register
Foundation