

MIDSHIP SECTION.

LENGTH B.P. 380'-0" BREADTH EX. 51'-6" DEPTH MLD. 26'-3".

SCALE $\frac{1}{2}$ " = ONE FOOT.

CLASS 100A1. AT LLOYDS.

SHELTER DECK.

12.12.14
22.12.14
28.1.15

- SHELTER DECK STRINGER PLY 5" x 56' FOR 1" L TO 34" x 42' AT ENDS.
- BUTTS QUAD TO TREBLE RIVETED OVERLAPS
- STEEL DECK 38" TO 32" INCREASED AT OPENINGS
- HATCH CORNERS DOUBLED.
- STRINGER ANGLES 4 1/2" x 56' TO 3 1/2" x 42'

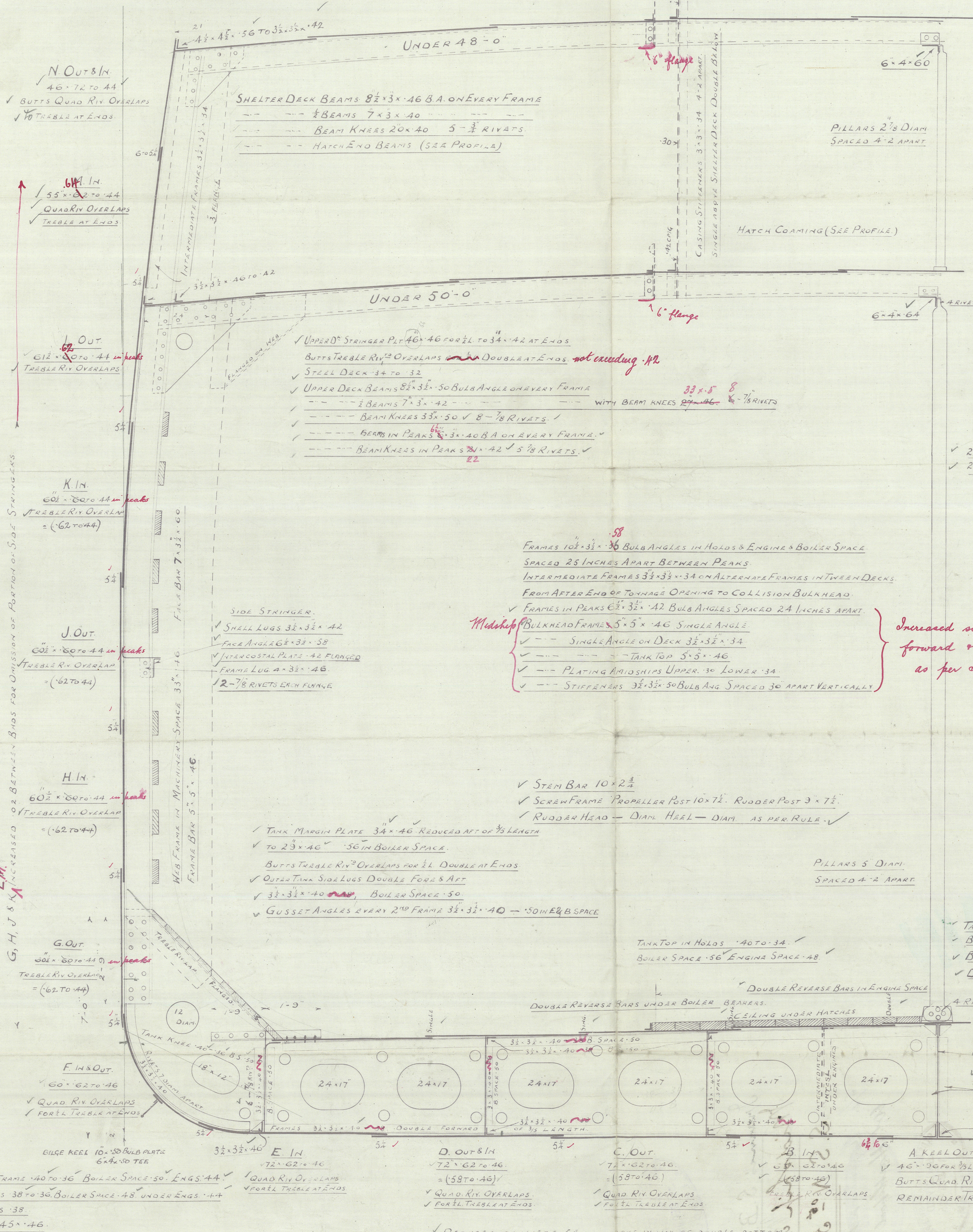
HATCH COAMING (SEE PROFILE)

LLOYDS NUMBERS.

| | |
|--|-------------|
| BREADTH MOULDED | 51'-20" |
| DEPTH MOULDED | 26'-25" |
| FRAME NUMBER | 77.45 |
| LENGTH | 380'-00" |
| PLATING NUMBER | 22347 29431 |
| SHELTER 380' x 8' 3/4" | 2280 |
| CASING 30' x 7 1/4' x 1/2" | 204 |
| DECK HOUSE 5' x 7 1/4' x 1/2" | 25 |
| DEPTHS IN LENGTH TO UPPER D ^s | 14.47 |
| D ^s D ^s SHELTER D ^s | 11.03 |

EQUIPMENT NUMBER 32024

- ✓ 2 BOWER ANCHORS STOCKLESS EACH 56 1/2 CMTS.
- ✓ 1 --- --- --- 47 1/2
- ✓ 1 STREAM --- EX STOCK 15
- ✓ 1 KEDGE --- --- 6 1/2
- ✓ 270 FATHOMS 2 1/2 DIAM. STUD CHAIN CABLE
- ✓ 90 --- --- STREAM --- 4 1/2 STEEL WIRE
- ✓ 120 --- --- 4 1/2 STEEL WIRE TOWLINE
- ✓ 20 30 --- 7 MANILLA HAWSER
- ✓ 20 30 --- 7 --- WARP



N^{os} 556-7.

IRVINE'S
SHIP BUILDING
AND
DRY DOCKS CO. LTD.
WEST HARTLEPOOL
Lloyd's Register
Foundation
W551-0206

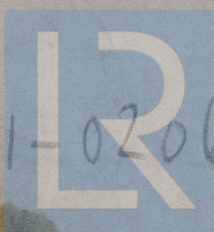






Irving S. B. & D. D. Co.
Wholesale Section

S. S. N^o 556 ~~557~~

S/S. Newhall

W. Hartlepool Report 15322



© 2021

WSS1-0206

Lloyd's Register
Foundation