


SHIPS Nos 300-303.
ADVANCE INFORMATION.
SCALE $\frac{1}{2}$ " = 1 FT.
SHIPBUILDING DEPARTMENT.
CANADIAN ALLIS-CHALMERS LIMITED.
TORONTO, ONT.
FILE PLAN NO. 1005.

"War Viper"
Buff. 69.








SHEER HEIGHTS FROM BASE LINE TO UPPER DECK LINE.

STATION	SHEER HEIGHTS	STATION	SHEER HEIGHTS
35	23-6-4	43	23-0-3
36	23-5-7	44	23-0-4
37	23-5-2	45	23-0-6
38	23-4-7	46	23-1-1
39	23-4-3	47	23-1-3
40	23-3-7	48	23-1-6
41	23-3-4	49	23-2-0
42	23-3-0	50	23-2-3
43	23-2-6	51	23-2-7
44	23-2-3	52	23-3-1
45	23-1-7	53	23-3-5
46	23-1-5	54	23-4-1
47	23-1-2	55	23-4-6
48	23-1-0	56	23-5-1
49	23-0-6	57	23-5-7
50	23-0-3	58	23-6-3
51	23-0-2	59	23-7-0
52	23-0-1	60	23-7-6
53	23-0-0	61	23-8-3
54	23-0-0	62	23-9-0
55	23-0-0	63	23-9-7
56	23-0-0	64	23-10-6
57	23-0-0	65	23-11-5
58	23-0-0	66	24-0-2
59	23-0-0	67	24-1-9
60	23-0-0	68	24-2-0
61	23-0-1	69	24-3-0
62	23-0-2	70	24-4-0

HEIGHTS OF LOWER EDGE OF STRAINS FROM BASE LINE.

STATION	HEIGHTS
35	4-1-2
40	4-0-1
45	3-11-4
50	3-11-1
55	3-10-6
60	3-10-6
65	3-11-4
70	4-0-4
75	4-1-2
80	4-3-1
85	4-4-6
90	4-6-4



San Box.
2372.
London
APPROVED
APR 30 1918
Lloyd's Register of Shipping
DETAILS TO BE FURNISHED FOR LOCATION OF MANHOLES IN TANK TOP AND SIDE GIRDERS, ALSO FOR ENGINE FOUNDATION AND TURNING BOTTOM ANGLES.