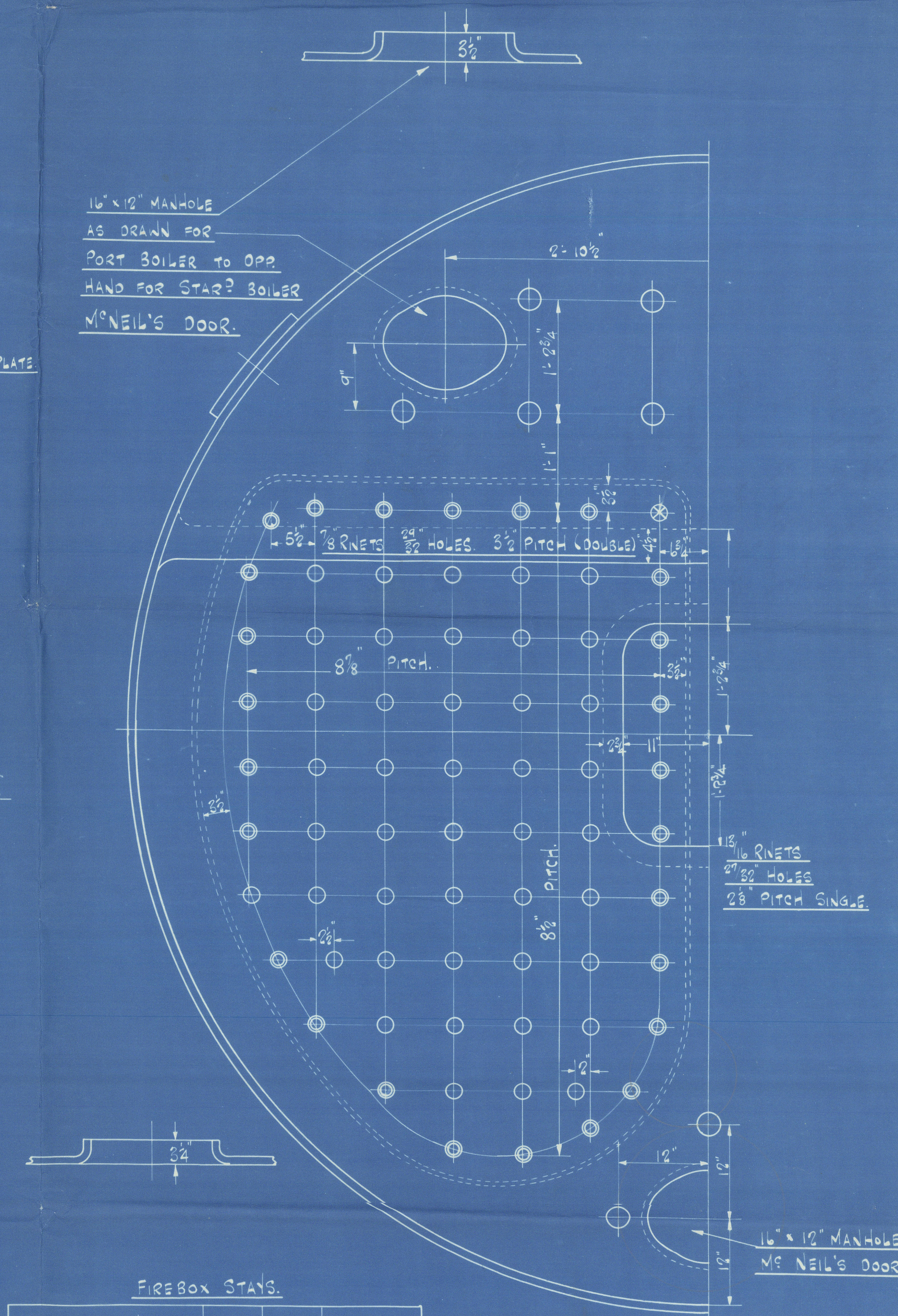
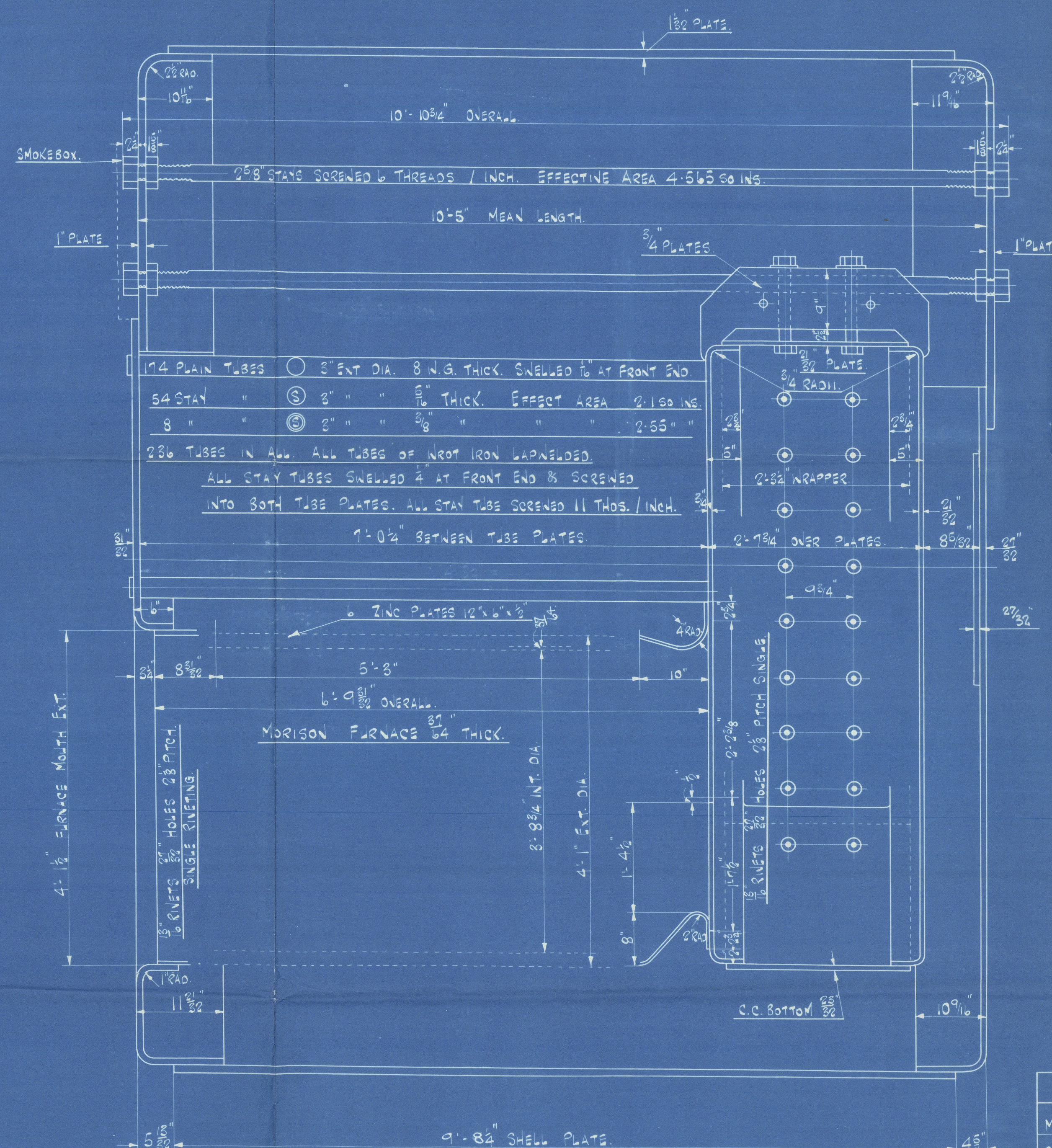
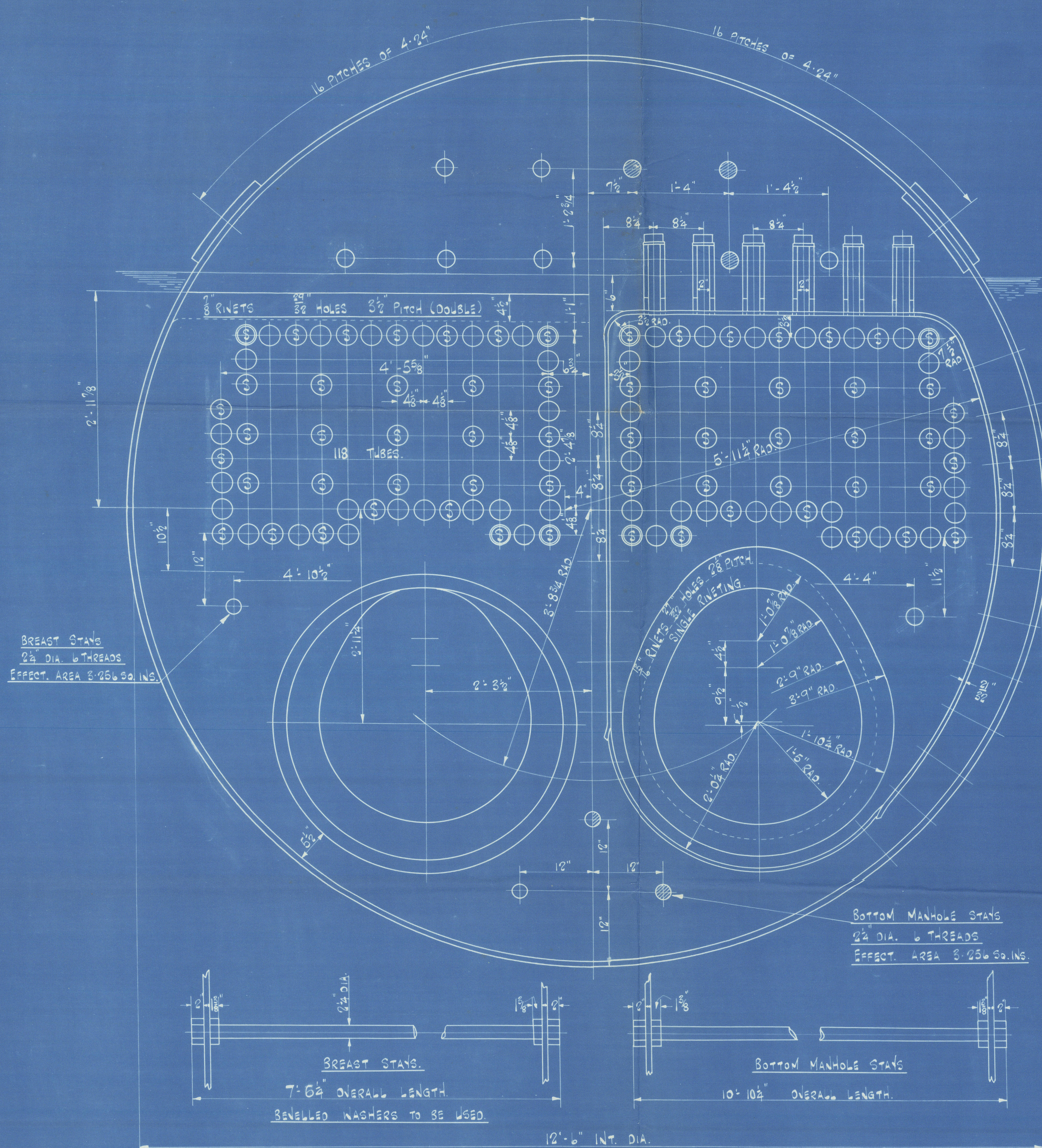



SURFACES.	
TUBES.	1301.0 Sq. ft.
FIREBOX TOP & SIDES.	88.6 "
" BACKS.	62.0 "
" TUBEPLATES.	43.2 "
FURNACES.	98.1 "
TOTAL HEATING SURFACE.	1592.9 "
GRATE AREA. (BARS = 6'-0")	45.0 "
TUBE "	9.3 "
WATER "	110.0 "
STEAM SPACE.	235.0 CU. ft.
GRATE AREA : HEATING SURFACE.	1 : 35.4
" " TUBE "	1 : 29.0
" " AREA.	4.85 : 1
" " WATER "	1 : 2.45
" " STEAM SPACE.	1 : 5.2
WEIGHT OF WATER.	16 1/2 TONS.

RIVETING.		
RIVET HOLE DIA.	1 1/8"	END CIRCUM.
PITCH.	8"	4-24"
0% PLATE.	86	52.3
0% RIVET.	93	69.2

ALL RIVET HOLES DRILLED IN PLACE.

LIMITS OF TENSILE STRENGTH.	
SHELL & BUTT STRAPS	28 TO 32 TONS
END PLATES C.C. PLATES & C.C. STAYS.	26 " 30 "
GIRDERS & LONGIT. STAYS.	28 " 32 "
FURNACES.	26 " 30 "
RIVETS.	26 " 30 "



FIREBOX STAYS.			
POSITION	MARK	DIA.	EFFECT AREA
MARGINAL ROWS	○	1 1/4"	2.03 SQ. IN.
BACK ROWS	○	1 1/8"	1.13 "
SIDES & TOPS	○	1 3/4"	2.03 "
TOP CORNER BACK.	⊗	2"	2.91 "

ALL FIREBOX STAYS
SCREWED 9 THREADS / INCH.

MAIN BOILER NOS 1129-30.

12'-6" INT. DIA. X 10'-5" MEAN LENGTH.

2-OFF LLOYDS SURVEN.

N.P. 180 LBS / SQ. TEST PRESS 320 LBS / SQ.

SCALE: 1" = 1 FOOT.

BOW, McLACHLAN & CO. L^{TD}.
ENGINEERS & FOUNDERS.
THISTLE WORKS.
PAISLEY.
Tracing No. 80/123 Date 19/2/23

F. 31.

BOW, McLACHLAN & CO., LTD.,
PAISLEY.

19/2/23
© 2021
..... 19
This enclosure to be sent to

Miss Lloyd
Lloyd's Register
Foundation
Surveyors

.....
WS74-0091 1/2

Bow. Mc Lachlanob.
Boilers N^o 1129+30.

Amended plan of
boilers as made.

Alterations. Boilers 1"
shorter. Headers flanged
inwards at mouths.

JDB. 21-2-23

GLASGOW REPORT No. H4084

Gronau & Rose

RETAIN



© 2021

Lloyd's Register
Foundation

W574-0091