




Mr. 12.2.03

Handwritten notes in the left margin, including '12.2.03' and other illegible scribbles.

- PLAN SHEWING ERECTIONS ON BRIDGE DECK -  
- N° 280 S.S. -

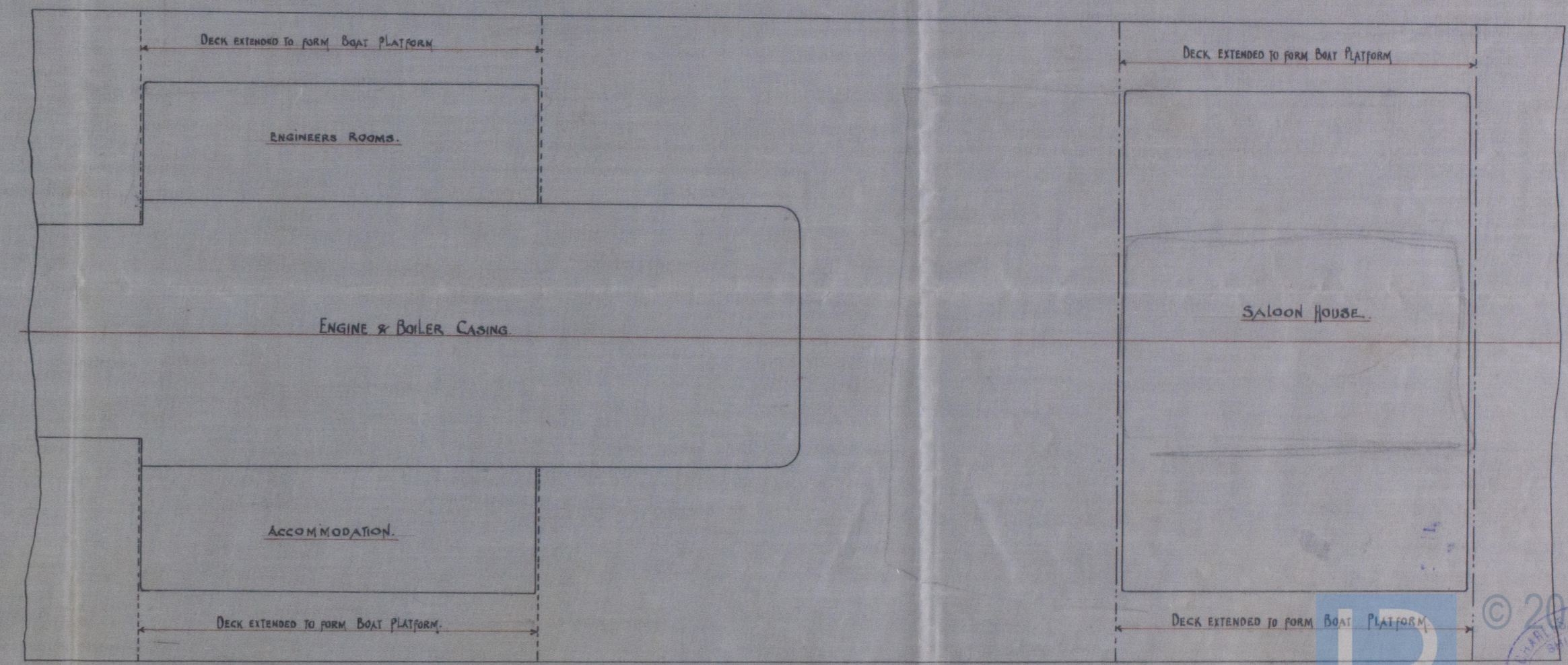
SCALE 1/4" = ONE FOOT.



SECTION OF SHIP AT ENGINE ROOM.

SECTION IN WAY OF SALOON HOUSE.

SCALE 1/8" = ONE FOOT.




Erections on Bridge etc  
C. Connell & Co  
H: 200 5/8"

Sierra Morena  
Glasgow N<sup>o</sup> 21253



SECTION OF SHIP AT ENGINE ROOM

© 2021



W582-0372

Lloyd's Register  
Foundation