


11.2.03

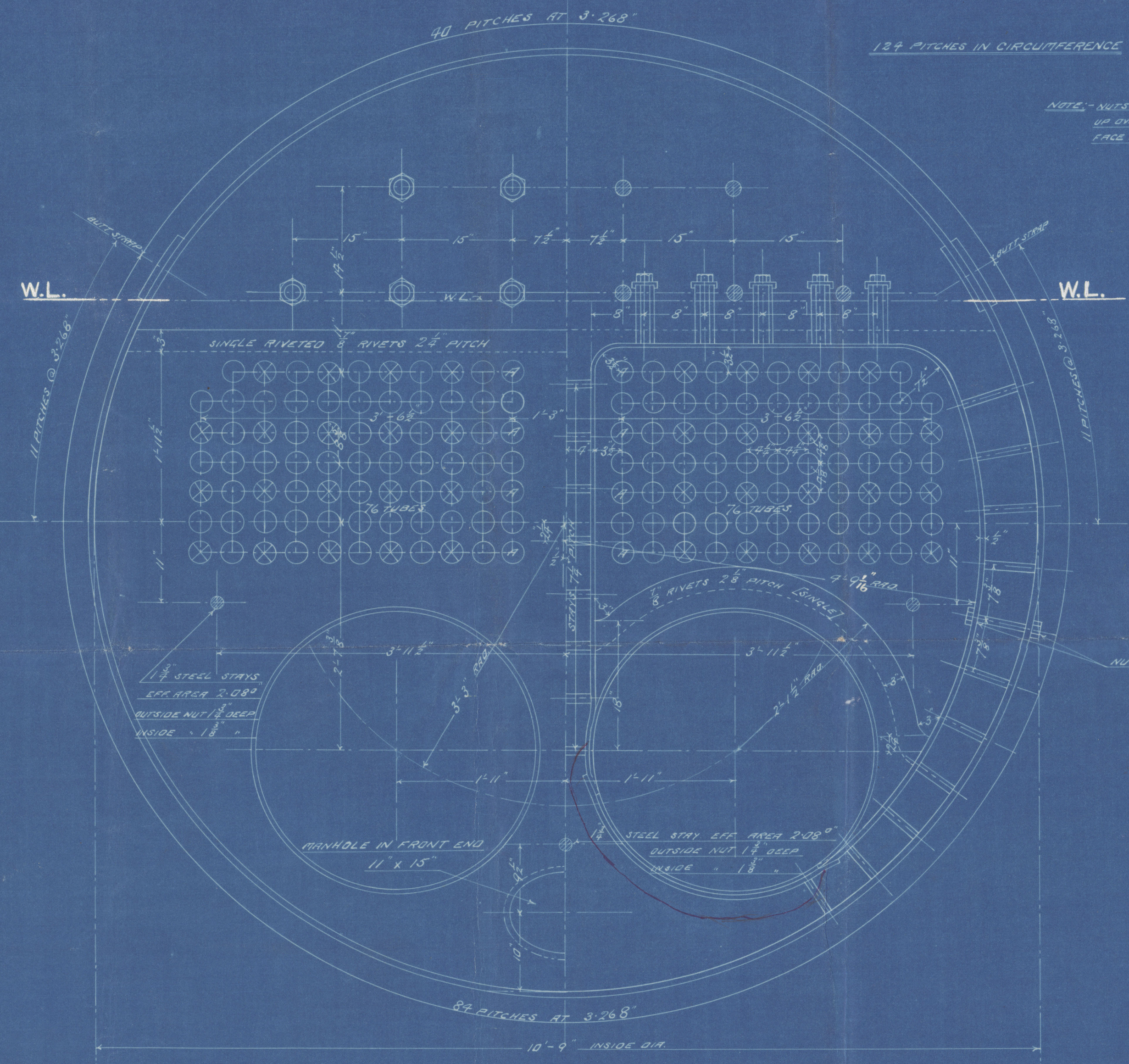
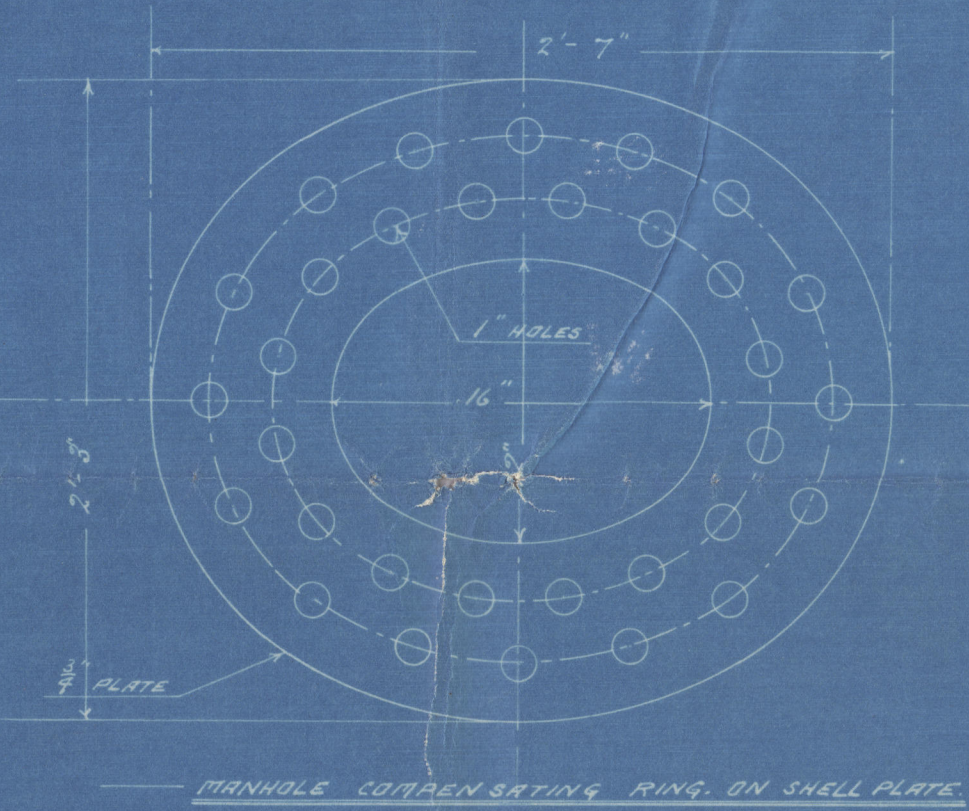
PLATES.	THICKNESS.	MATERIAL.
SHELL OF BOILER	$\frac{3}{8}$ "	STEEL
TOP FRONT & BACK	$\frac{1}{2}$ "	"
BOTTOM	$\frac{1}{2}$ "	"
FURNACES	$\frac{1}{2}$ "	"
BACK TUBE PLATE	$\frac{1}{2}$ "	"
TOP OF FIRE BOX	$\frac{1}{2}$ "	"
SIDES	$\frac{1}{2}$ "	"
BOTTOM	$\frac{1}{2}$ "	"
BOX	$\frac{1}{2}$ "	"
BUTT STRAP [INSIDE]	$\frac{3}{8}$ "	"
" " [OUTSIDE]	$\frac{1}{2}$ "	"

HEATING SURFACE &c.	
152 TUBES EXT. DIA. 3"	744.6
FURNACES	119.6
FURNACES	68.8
TOTAL HEATING SURFACE	453
GRATE AREA	31.66
WATER SURFACE	93.6
STEAM SPACE	174.6
AREA THROUGH TUBES	5.91
RATIO GRATE AREA TO HEATING SURFACE	172.31
" " " TUBE	172.25
" " " WATER	172.46
" " " STEAM SPACE	172.55
" " " AREA THRU TUBES	5.721
% OF BOILER ABOVE FIREBOX	30.2 1/2
LENGTH OF FIREBOX	5'-0"
HEIGHT OF WATER	2'-0"


CIRCUMFERENTIAL JOINT
PLATE = 67.8% RIVET = 57.6%
124 RIVETS @ 3.268" IN CIRCUMFERENCE
RIVETS $\frac{1}{2}$ " DIA RIVET HOLES 1" DIA



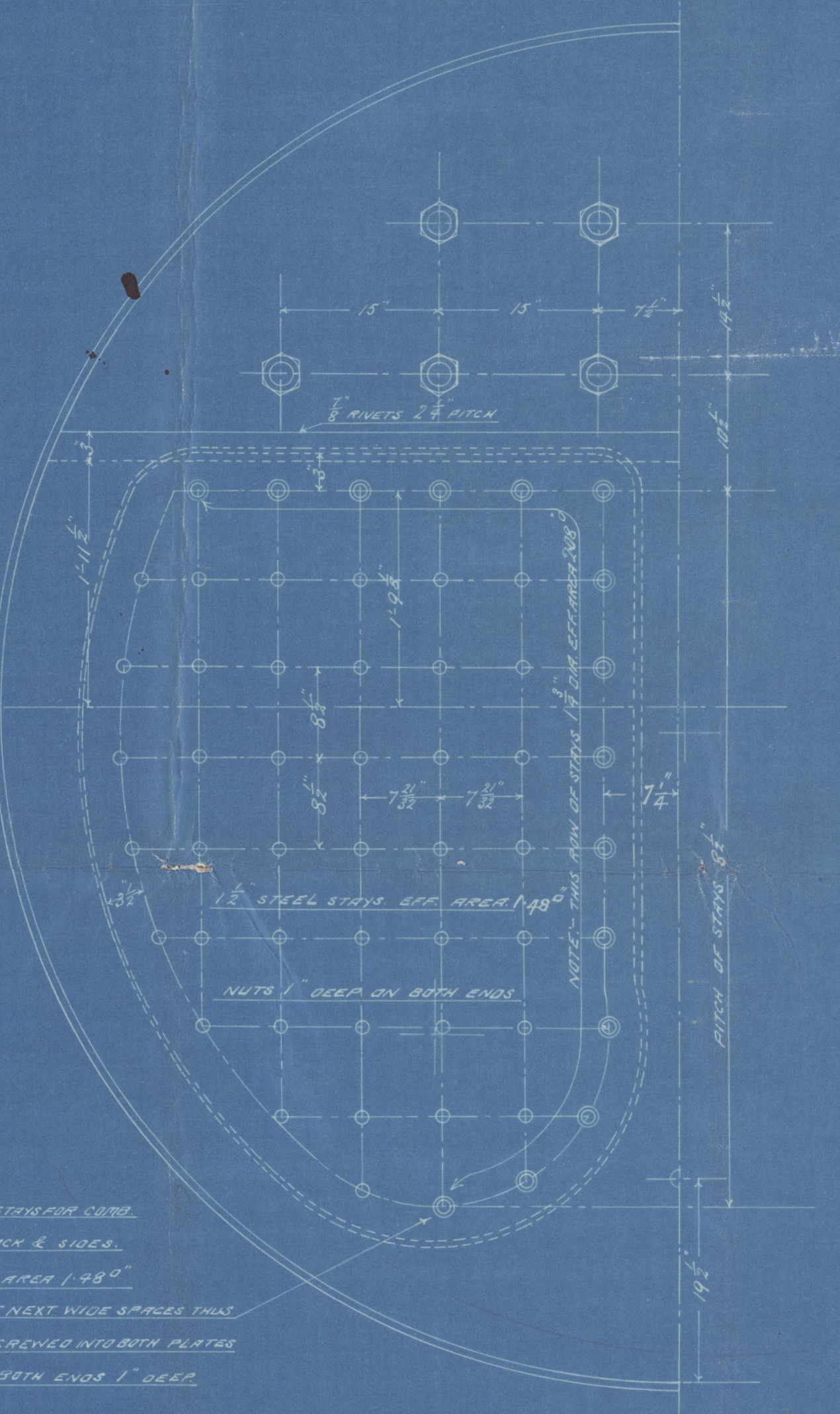
SHELL PLATES $\frac{3}{8}$ " THICK. BUTT STRAPS $\frac{5}{8}$ " INSIDE & $\frac{1}{2}$ " THICK OUTSIDE.
RIVETS $\frac{1}{2}$ " DIA. RIVET HOLES 1" DIA. DRILLED IN PLACE.
 $\frac{1}{10}$ OF PLATE = 73.8 $\frac{1}{10}$ OF RIVET = 83.
LIMITS OF TENSILE STRESS OF SHELL & BUTT STRAPS 28,123 LBS. PER SQ. IN. FURNACE 26,320 " " "



NOTE: NUTS TO BE TURNED TO CLEAR, IN ORDER PLATE FOR $\frac{3}{8}$ " PROTR. FACE FOR CAULKING THUS.



NOTE: ALL STEEL STAYS FOR CURVE, CHANGED BACK & SIDES, $\frac{1}{2}$ " DIA. EXT. AREA 1.489". EXCEPT THOSE NEXT WIDE SPACES THAT ALL STAYS SCREWED INTO BOTH PLATES NUTS ON BOTH ENDS 1" DEEP.



DONKEY BOILER.
CON. N^o 378.
1 OFF.
WORKING PRESSURE 120 LBS.
SCALE 1" = ONE FOOT.



11.2.03

W582-0377 1/2

From DAVID ROWAN & CO., GLASGOW.

ENCLOSURE

FOR

Messrs Lloyds Surveyors.

D Rowan & Co
Donkey Boiler

Lloyds


N^o 348.

120 lbs W.P.

Isaura Morena



Glasgow apt No 21253



RETAIN



© 2021

Lloyd's Register
Foundation

W582-0977 1/2