

COOK, WELTON & GEMMELL, LTD  
SHIPBUILDERS.  
BEVERLEY.

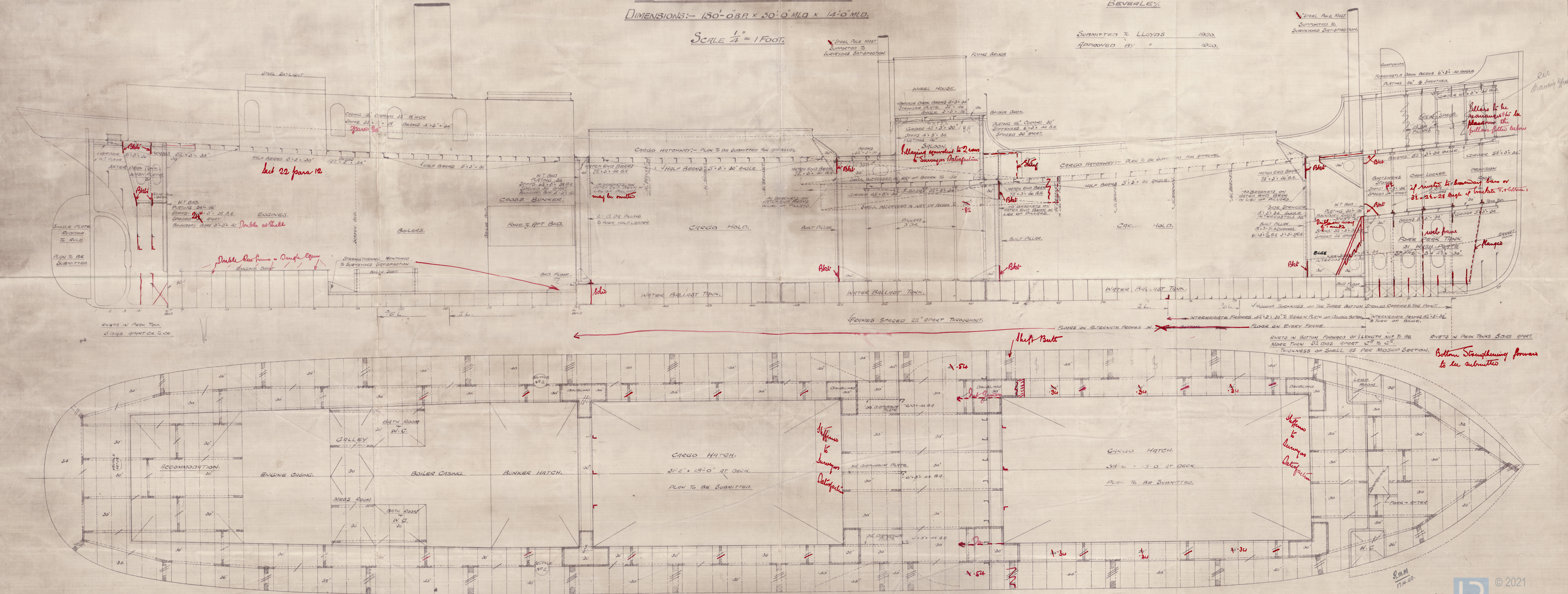
DIMENSIONS:- 180'-0" B.P. x 30'-0" MLD x 14'-0" MLD.

SCALE  $\frac{1}{4}'' = 1 \text{ FOOT.}$

1" STEEL POLE MAST.  
SUPPORTED TO  
SURVEYORS SATISFACTION

SUBMITTED TO LLOYD'S 1920.  
APPROVED BY " 1920.

✓ STEEL POLE MAST.  
SUPPORTED TO  
SURVEYORS SATISFACTION.






PROFILE & DECK PLAN

COOK WELTON & GEMMELL LTD


No 440

S.S. "Mickleton"

Hull report no 32839.



W59-0166



© 2021

Lloyd's Register  
Foundation