

№ 2.

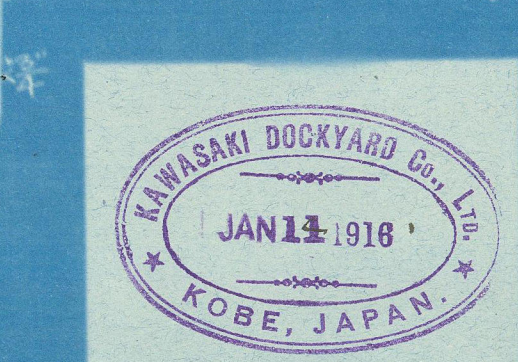
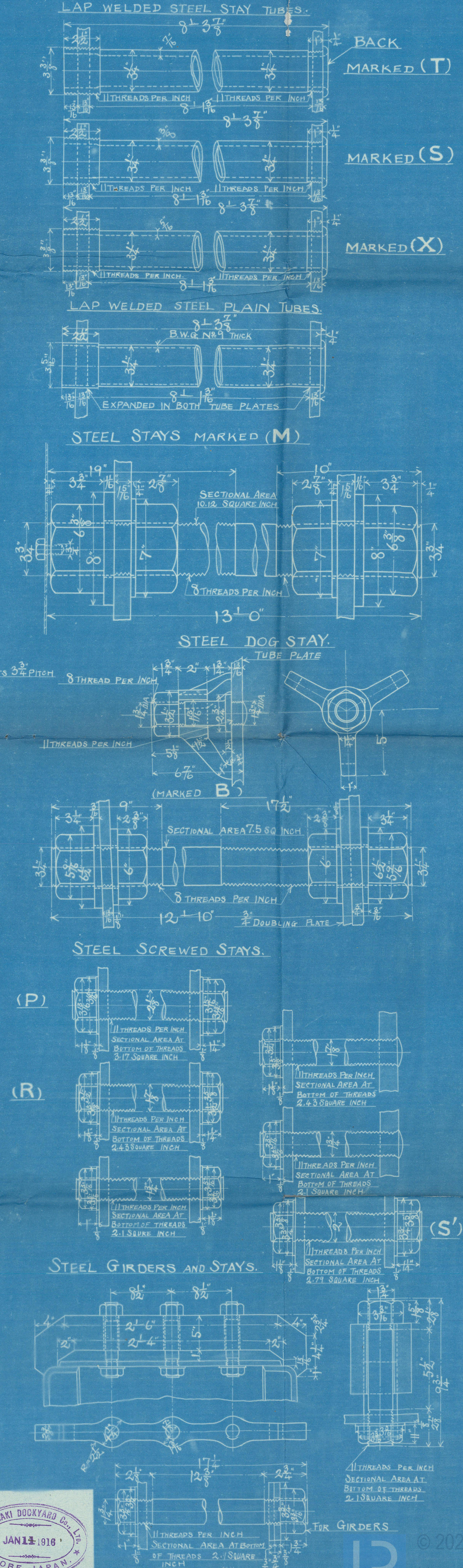


STEEL BOILERS FOR BUILDERS № 389.90.

DIA 14'-6" x 12'-0" LONG.
WORKING PRESSURE 200 LBS.

SCALE 1 1/2 INCH TO A FOOT.
8 THUS.

HEATING SURFACES.	1881.221 ⁵⁸ FT.
TUBES.	161.053 "
FLUES.	216.345 "
FIRE BOXES.	46.205 "
BACK TUBE PLATES.	2304.824 "
TOTAL	60.500 "
GRATE AREA	38.096 "
RATIO OF 1/4	11.773 "
SECTIONAL AREA OF TUBES.	1.773 "
SEC. AREA OF TUBES	5.139 "
GRATE AREA	

TUBES	
181 STEEL PLAIN TUBES 3 1/2" DIA. № 9 B.W.G. THICK	
32 STEEL STAY TUBES 3 1/2" DIA. 1/2" THICK MARKED = X	
54 STEEL STAY TUBES 3 1/2" DIA. 1/2" THICK MARKED = S	
6 STEEL STAY TUBES 3 1/2" DIA. 1/2" THICK MARKED = T	
273 IN ALL	





Kaurasari no. 389, 90.
Steel Boiler.

Robt Rpt No. 2049
T. S. S. "War Sailor" (40 no 390)

RECEIVED



© 2021

Lloyd's Register
Foundation

W590- 0140