

# N<sup>o</sup> 389-90 MIDSHIP SECTION.

T.S. CARGO STEAMER

SCALE - 1/2" INCH TO 1' FOOT

TO CLASS TEISHINSHO RULE 1<sup>st</sup> CLASS VESSEL & 100 A1 AT LLOYD'S SPECIAL SURVEY.

## PRINCIPAL DIMENSIONS

L.P.P.	445'-0"
B.M.D.	58'-0"
D. TO UP. DK.	34'-0"
TWEEN DK. HEIGHT	10'-0"
BRIDGE	8'-0"
POOP & F.CLE DK.	7'-9"

## SCANTLING NUMBERS

B.	58
D.	34
TRANS. NUMBER	92
L.	445
LONG. NUMBER	40,740

1/2 D TO UP DK	13.09
1/2 D TO DK	10.60
1/2 D TO 19'-11"	

FOR FRAMING - UNDER 19'-11" IN VIEW OF EXCESS IN HEIGHT OF WING BRACKETS



## EQUIPMENT NUMBER

LONG. NUMBER	40,940
CORRECTION FOR BR. PP. & F.CLE	1,358
DK HOUSES	368
EQUIPMENT NUMBER	42,666

## EQUIPMENT

- 3 BOWER ANCHORS STOCKLESS 70 CWT EACH
- 1 STREAM ANCHOR 200 CWT. EX. STOCK
- 1 KEDGE ANCHOR 9 "
- 300 FATHOMS 2 1/2" STUD CHAIN CABLE
- 120 " 5" STEEL WIRE FOR STREAM ANCHOR
- 130 " 5" " " TOWLINE
- 4 COILS OF 2 1/2" " 100 FATHOMS EACH IN LIEU OF 3 MANILA HAWSERS, WARDS ETC. AS PER SPEC.

## SKETCH OF BEAM BRACKET ON ALL DECKS



RIVETING FRAME TO SHELL 5/16" DIA. APART  
FRAME TO SHELL IN PEAKS, DEEP TANK &  
AT FLAT OF BOTTOM BEFORE 3/16" R&S. 5/16" DIA. APART  
SEAMS OF OUTSIDE PLATING & 3/16" RIV.  
9-1 RIV. OR 10-7/8 RIV. IN EACH ROW (EX. RIV.  
IN FRAMES) BETWEEN FRAMES

ITEMS	1/2 L. 85	IN BRIDGE AT ENDS
BRIDGE DK. STRINGER PLATE	3	2
PLATING	2	
F.CLE & PP. STRINGER PLATE	2	2
PLATING	1	
UPPER	4	3
PLATING	3-2	2
2ND	3	3
PLATING	2	1
F.CLE & PP. SIDE PLATING	4	2
BRIDGE DK. SHEER STRAKE	4	
STRAKE BELOW	4	
UPPER	3	3
SHEER STRAKE	4	3
STRAKE BELOW	4	3
SIDE PLATING OF SHELL	4	3
BOTTOM	4	3
BOSS PLATING	4	4
MIDDLE LINE STRAKE OF INNER B.	3	2
INNER BOTTOM PLATING	2	1
MARGIN PLATE	3	3
CENTRE GIRDER	3	3
FLAT KEEL PLATE	8	4


FRAMING  
HOLDS SPACING 31" (2 1/2" BY RULE)  
FRAMES 12x33x33x57 (11x33x57 BY RULE) EXTEND TO UP. & 2ND DKS.  
ALTY. & TO BRIDGE DK. EVERY 4TH FR. WITH INTER. 7x33  
4x4 IN TW. DKS. & AT SIDES OF BR. & 7x33x44 FR. AT SIDES OF POOP  
HOLDS BEFORE 3/16" R&S. SPACING 27"  
FRAMES 11x33x33x44 EXTEND TO UP. & 2ND DKS. ALTY.  
INTERMEDIATE FR. 11x33x44 IN TWEEN DKS.  
AT ENDS OF POOP 11x33x44  
FOR PEAK - SPACING 27"  
FRAMES 8x33x44 EXTEND TO UP. & F.CLE DKS. ALTY. WITH  
INTERMEDIATE FR. 11x33x44 IN F.CLE  
AT PEAK - SPACING 27"  
FRAMES 11x33x44 EXTEND TO POOP DK.  
REV. FRAMES 33x33x44 EXTEND TO UP. DK.  
FRAMING IN DOUBLE BOTTOM -  
ALTERNATE FRAMING IN WAY OF HOLDS & EVERY FRAMING LINE & B.  
SPACES & IN FLOOR & AFTER HOLDS BUILT ON SOLID FLOOR PLATE  
FRAMES 33x33x44 & 42" DOUBLED BEFORE 3/16" R&S.  
REV. FRAMES 33x33x44 & 42" 5/16" IN B.S. DOUBLED UNDER E. & B.  
DOUBLED BEARERS  
INTERMEDIATE FRAMING IN WAY OF HOLDS &  
FRAMES 8x33x44  
REV. FRAMES 8x33x44  
DOUBLE BOTTOM  
CENTRE GIRDER 44x56-44" 1/2" IN B.S.  
TWO SIDE GIRDERS 42-33x53 IN B.S. (BY SPEC.) FLANGED ON  
TOP EXCEPT UNDER E. WHERE DOUBLED REV. 33x33x44 (BY SPEC.)  
ADDITIONAL GIRDER IN E. & B. & ADD. SHALLOW GIRDERS BEFORE 3/16" R&S  
MARGIN PLATE 13x54 5/16" IN B.S. DEPTH 3/2" AFTER END  
FLOOR PLATE 42-33x53 IN B.S. (BY SPEC.) FITTED TO ALTY.  
EXCEPT IN E. & B. SPACES & FLOOR & AFTER HOLDS WHERE  
IN EVERY FR. 1  
FERT. STIFFS OF FLOOR PLATE 33x42-40 5/16" IN B.S.  
AT 31" FR. 33x33x44 42" ON W.T. FLOOR  
INNER BOTTOM PLATING  
CENTRE STRAKE 44x54-44 5/16" IN B.S. (BY SPEC.)  
OTHER STRAKES 42-42 AT 31" FR. (42-33 BY RULE)  
SHEER THICKNESS BEFORE 3/16" R&S. 5/16"  
UNDER E. & B. 5/16" IN B.S. 1/4" UNDER DOUBLED (BY SPEC.)  
ON 5/16" ANGLE 33x33x44-42 5/16" IN B.S.  
ON EVERY FR. 1/2" RIV. ON EACH END  
TANK SIDE BRACKETS  
42-33x33x44 42" 5/16" IN B.S. 1/4" ON TOP  
SINGLE ANG. 5x5x6-6-6  
BY RULE) WITH 1/2" RIV. IN EACH FLANGE 12 1/2" RIV. AT END  
E- BILGE KEEL 10x44 1/2" 5/16" x 5/16" T  
FOR ABOUT 200 FEET

SIDE PLATING (G-J STRAKES)  
76-52 AT 31" FR. (18-43 & 2) SIDE STRINGERS BY RULE  
& RULE THICKNESS BEFORE 3/16" R&S. IN PEAKS

NO. 1 SIDE STRINGER & NO. 2 SIDE  
STRINGER IN HOLD BEFORE 3/16" R&S

WEB FRAME IN HOLD  
C.S. PLATE  
11x33x62 (IN VIEW OF DISCONTINUITY OF INTL.  
PLATE, 7x33x52 BY RULE)  
PANTING ARRANGEMENT AS PER CONSTRUCTION PROFILE

BOTTOM PLATING (A-F STRAKES)  
30-36 AT 31" FR. (70-50 BY RULE) & RULE THICKNESS  
BEFORE 3/16" R&S. IN PEAKS  
A-C STRAKES TO MAINTAIN RULE MIDSHIP  
THICKNESS BEFORE 3/16" R&S. TO COLL. BMD  
BOSS PLATING 30





T. S. S. War Soldier

Nawasuki Yard No 389

Midship Section

Robt 1<sup>st</sup> Lt. Rpt. No 2045



RETAIN



© 2021

Lloyd's Register  
Foundation

W590-0142