

From DAVID ROWAN & CO., GLASGOW.

ENCLOSURE

FOR MESSRS.

Lloyds Registry



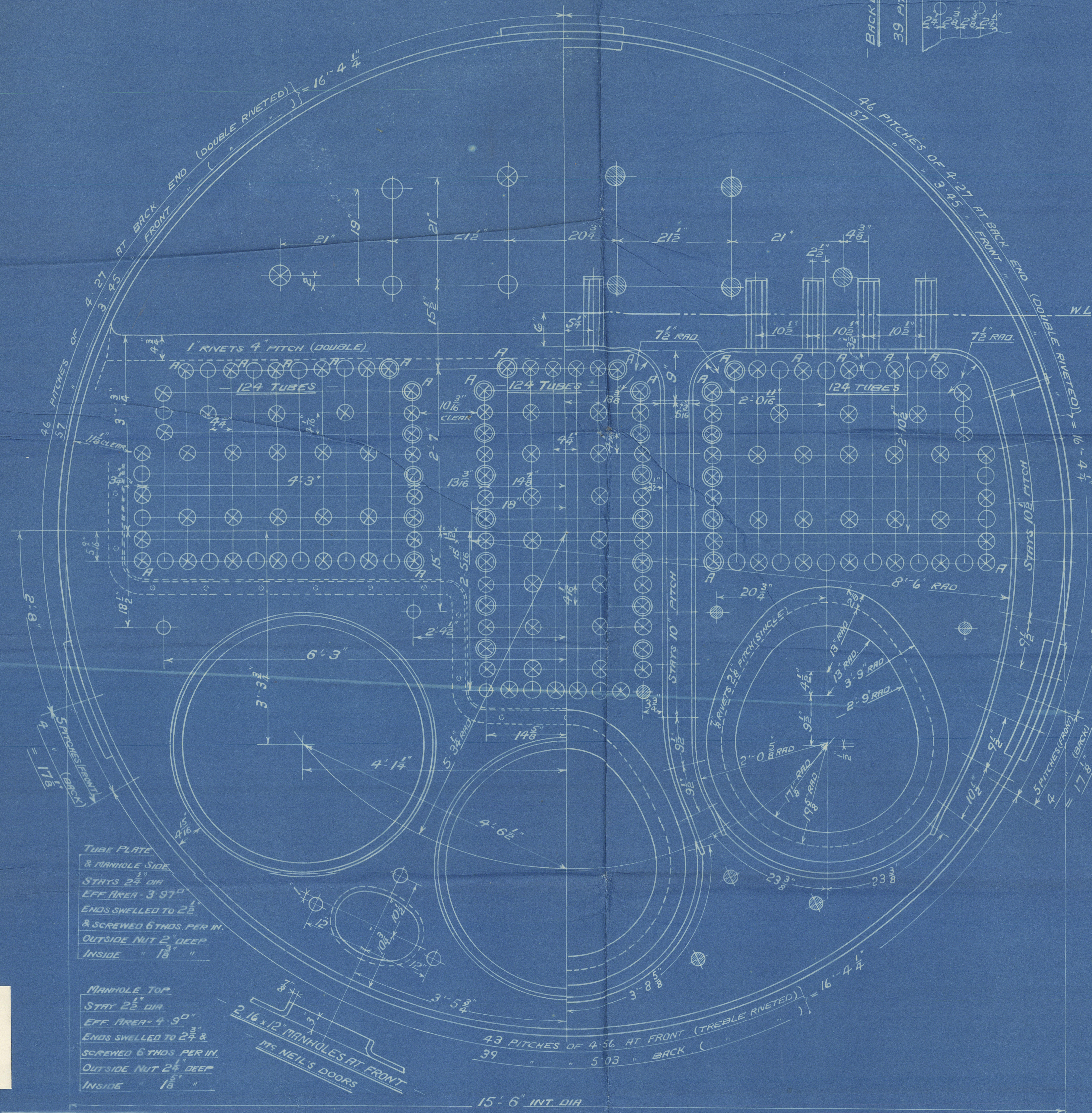
W600-0092 1/2

SURFACES -	
TUBES	2289
FIREBOX TOP & SIDES	171
BACK	86
TUBE PLATE	66
FURNACES	163
TOTAL HEATING SURFACE	2775
GRATE AREA (5"6" BARS)	62
TUBE AREA	134
WATER AREA	167
STEAM SPACE	510
CRATE AREA: HEATING SURFACE	1:45
TUBE	1:37
AREA	4:62:1
WATER	1:27
STEAM SPACE	1:8:25
% BOILER ABOVE FIREBOX	31.2
HEIGHT OF WATER	27 TONS

RIVETING	LONG.	BACK END CIRC.		FRONT END CIRC.	
		UPPER	LOWER	UPPER	LOWER
RIVET HOLE DIA.	1 1/8	1 1/8	1 1/8	1 1/8	1 1/8
PITCH	10 1/2	4-27	5-03	3-45	4-56
% PLATE	84.6	65	70.2	62	71.3
% RIVET	94	47	59.6	44.5	50.5

LIMITS OF TENSILE STRENGTH & MATERIAL	
SHELL, BUTTSTRAP & GIRDERS	38 TO 32 TONS
OTHER PLATES	26
FURNACES	26
MAIN STAYS	28
SCREW STAYS	26
RIVET BARS	26

ALL HOLES DRILLED IN PLACE.
MAIN STAYS SHELLED AT ENDS BY
HYDRAULIC PRESSURE & ANNEALED



AUXILIARY BOILER
ONE OFF
CON^TN^{OS} 597/8 (TWIN SCREW)
WORKING PRESSURE = 220 LBS PER SQ. INCH
TO PASS LLOYD'S & AUSTRIAN VERITAS SURVEYS
SCALES 1" & 1 1/2" = ONE FOOT

FIREBOX STAYS - STEEL	
POSITION	MARK DIA. EFF. AREA
TOP SIDES AND BACK	1 1/8 2.3950"
BACK INNER & TOP ROWS	2 1/4 2.750"
TOP CORNERS	2 1/4 3.499"

ALL STAYS SCREWED THRO' BOTH PLATES AND NUT FITTED AT EACH END EXCEPT STAYS FROM WING FIREBOX TO SHELL AND STAYS IN BACK BOTTOM END MARKED 'C' WHICH PROJECT 3 THRO' OUTER PLATES AND ARE CAULKED.
ALL 1 1/8 NUTS 1 1/2" DEEP EXCEPT ON GIRDERS TOPS WHERE THE OUTSIDE NUTS ARE 1 1/2" DEEP.
ALL 2 AND 2 1/4 NUTS 1 1/2" DEEP.



© 2020

From DAVID ROWAN & CO., GLASGOW.

ENCLOSURE

FOR MESSRS.


Lloyd's Register

Lloyd's Register
Foundation

W 600-0092 1/2

David Rowan

7. 597/8
Auxiliary.
~~Boiler~~ Boiler.



s/s Malancha.
Gls. Rpt. 37654.

GLASGOW REPORT No: 36162.

s/s Machardo.
Gls. Rpt. 17350.

REMAIN



© 2020

Lloyd's Register
Foundation

W 6000-0072

David Rowan & Co

No. 597/8

Auxiliary Boiler

W600-0092 $\frac{1}{2}$



© 2020

Lloyd's Register
Foundation