

# MIDSHIP SECTION

OF  
FOUR MASTED BARQUE

N<sup>o</sup> 382

Also N<sup>o</sup> 383 appd. 14/10/02

## DIMENSIONS

LENGTH BETWEEN PERPENDS	315'-0"
BREADTH MOULDED	46'-10 1/2"
DEPTH	28'-10"

POOP & POOP STRINGERS	30" x 7/8"
" " "	ANGLES 3" x 3" x 5/8"
" " "	TIE PLATES 13 1/2" x 7/8"

SCALE 1/2 INCH = 1 FOOT

POOP & F'CLE DKS 5" x 3" PP

POOP DK BEAMS 7 1/2" x 3 1/2" BULB ANGLES SPACED 50" APART, F'CLE DK BEAMS 8 1/2" x 3 1/2" BULB ANGLES SPACED 50" APART

## SCANTLING

1/2 GIRTH	48.56
1/2 BREADTH	23.43
TOTAL DEPTH	29.81

DEPTHS TO LENGTH	10.50
BREADTHS TO LENGTH	6.6

1<sup>ST</sup> N<sup>o</sup> = 101.80 x 313.16 = 31879.688 2<sup>ND</sup> N<sup>o</sup> EQUIP<sup>MT</sup> N<sup>o</sup> = 34005

MAIN DECK 11 3/4" CAMBER

STEEL DECK 3/8" FOR 1/2 L TO 3/8" SHEATHED WITH 5" x 3 1/2" PP (SPEC)

MAIN DK STRINGER PLT 70" x 20" FOR 1/2 L TO 42" x 20" STRINGER ANGLES 1 1/2" x 4 1/2" x 3/8" FOR 1/2 L TO 1/2" WATERWAY ANGLES 3 1/2" x 3" x 1/2"

BEAMS 11" x 3 1/2" x 1/20 BULB ANGLE, & WHERE LESS THAN 1/2 THE BEAM 11" x 3 1/2" x 1/20 BULB ANGLE SPACED 50" APART

HATCH BEAMS 11" x 3 1/2" x 1/20 BULB ANGLE AT NO<sup>s</sup> 1 & 4 HATCHES & 12" x 3 1/2" x 1/20 BULB ANGLE AT NO<sup>s</sup> 2 & 3 HATCHES

FRAMES 6 1/2" x 3 1/2" x 1/20 FOR 1/2 L TO 6 1/2" x 3 1/2" x 1/20 SPACED 25" APART

SIDE REV. FRAMES 6 1/2" x 3 1/2" x 1/20 ALL TO MAIN DK AND IN WAY OF F'CLE TO F'CLE AND MAIN DK. ALTER<sup>LY</sup>

COLLISION BULKHEAD LOWER HALF 3/8" UPPER HALF 1/2" VERT STIFFS 6" x 3 1/2" x 1/20 SPACED 30" APART

HORIZONTAL STIFFS 8" x 3 1/2" x 1/20 BULB ANGLES SPACED 4'-0" APART ATTACHED TO SHIP'S SIDE WITH BRACKETS

FLOORS 3" x 1/20 FOR 1/2 L TO 3/8" TRANSOM FLOOR 4 1/2" x 1/20

PILLARS, HOLD, TWEEN DECKS & POOP (2 ROWS) FORECASTLE (1 ROW) DIAMETERS AS PER RULE

KEEL 11" x 2 1/8" STEM 11" x 2 1/8" STERN POST 11" x 2 1/8" RUDDER HEAD 8" DIA<sup>s</sup> PINTLES 4" DIA<sup>s</sup>

LOWER DK 2 1/2" W.P. (SPEC)

TIE PLATES 18" x 20" FOR 1/2 L TO 3/8"

LOWER DK STRINGER PLT 45" x 10" FOR 1/2 L TO 35" x 10" x 1/20 STRINGER ANGLE 4" x 4" x 1/20 FOR 1/2 L TO 1/20

BEAMS 12" x 6" x 1/20 BUTTERFLY BULB & WHERE LESS THAN 1/2 THE BEAM 12" x 6" x 1/20 BUTTERFLY BULB OR 12" x 3 1/2" x 1/20 BULB ANGLE SPACED 50" APART  
HATCH BEAMS 12" x 3 1/2" x 1/20 BULB ANGLE  
BEAMS IN WAY OF DEEP TANK 8 1/2" x 3 1/2" x 1/20 BULB ANGLES SPACED 25" APART WITH CENTRE B.H. & ONE ROW PILLARS EACH SIDE

## EQUIPMENT

- 1 BOWER ANCHOR 45 CWT EX. STOCK
- 1 " 15% LIGHTER " COLL<sup>WT</sup>
- 1 " 7 1/2% " 128 CWTs
- 1 STREAM " 15% CWT EX. STOCK
- 1 KEDGE " 7 1/2% " "
- 300 FATHOMS 2 9/16" STUO CHAIN CABLE
- 120 " 1 3/16" STREAM CHAIN
- HANSERS & WARPS AS PER RULES

## BEAM KNEES

MAIN DK	33	DEEP	20	ACROSS THROAT WITH 8-7/8" RIVETS
LOWER	36	"	21 1/2	" 9-7/8 "
POOP	18 1/2	20 1/2	11 1/2	" 5-3/4 "
F'CLE	24 1/2	28 1/2	12 1/2	" 5-7/8 "
MAIN DK AT 2 & 3 HATCHES	36	"	21 1/2	" 9-7/8 "
LOWER DK IN DEEP TANK	25 1/2	"	15 1/2	" 6-7/8 "

## RIVETING

BUTTS OF MIDDLE LINE KEELSON AND SIDE KEELSON VERTICAL PLATES OVERLAPPED AND TREBLE RIVETED  
BUTTS OF RIDER PLATES OVERLAPPED AND TREBLE RIVETED  
FLOOR PLATES OVERLAPPED AND TREBLE RIVETED AT CENTRE  
BUTTS OF GARBOARD AND SHEER STRAKE TREBLE RIVETED WITH STRAPS 1/20 THICKER THAN PLATES THEY CONNECT FOR 3/4 L AND 3/20 THICKER AT ENDS  
REMAINDER OF PLATING OVERLAPPED AND TREBLE RIVETED ALL FORE 9 AFT  
EXCEPT WHERE OVER RULE BREADTH WHICH ARE TO BE QUADRUPLE RIVETED  
BUTTS OF MAIN & LOWER DK STRINGER PLATES OVERLAPPED & TREBLE RIVETED ALL FORE 4 AFT  
BUTTS OF MAIN DK PLATING OVERLAPPED & DOUBLE RIVETED FOR 1/2 L. REMAINDER & ALL EDGES SINGLE RIVETED

VERT. PLATE 23" x 30" FOR 1/2 L TO 1/20  
RIDER " 13 1/2" x 1/20 FOR 1/2 L TO 1/20  
ANGLES 6 1/2" x 4 1/2" x 1/20 FOR 1/2 L TO 1/20

VERT. PLATE 17" x 20" FOR 1/2 L TO 1/20  
RIDER " 9 1/2" x 1/20 " "  
4 1/2" x 4 1/2" x 1/20 ANGLES " "

CEILING 2 1/2"

FLOOR LAPPED ON DEEP REVERSE INTERCOSTAL PIT 1/20 FOR 1/2 L TO 1/20

INTERCOSTAL PIT 1/20 FOR 1/2 L TO 1/20 3 1/2" x 3 1/2" x 1/20 TO 1/20

F IN 1/20 FOR 1/2 L TO 1/20

A OUT 1/20 FOR 1/2 L TO 1/20  
GARBOARD STRAKE 36" x 20" FOR 1/2 L TO 1/20

C OUT 1/20 FOR 1/2 L TO 1/20 FOR 1/2 L TO 1/20

D IN 1/20 FOR 1/2 L TO 1/20 1/20 FOR 1/2 L TO 1/20

E OUT 1/20 FOR 1/2 L TO 1/20 1/20 FOR 1/2 L TO 1/20

G OUT 1/20 FOR 1/2 L TO 1/20 FOR 1/2 L TO 1/20

H IN 1/20 FOR 1/2 L TO 1/20

I OUT 1/20 FOR 1/2 L TO 1/20 FOR 1/2 L TO 1/20 AND 1/20 AFT

K IN 1/20 FOR 1/2 L TO 1/20 + 1/20 = 13-10/20

L OUT 1/20 FOR 1/2 L TO 1/20 FOR 1/2 L TO 1/20

M IN 1/20 FOR 1/2 L TO 1/20 (INCREASED 1/20 FOR 1/2 L)


N OUT 1/20 FOR 1/2 L TO 1/20 FOR 1/2 L TO 1/20

OUT 1/20 FOR 1/2 L TO 1/20

P BULWARK PLATING 5/8" DOUBLE RIV. STRAPS (SPEC)

POOP & F'CLE SIDE PLATING 7/8"

1/2 OF ALTERNATE REVERSE IN WAY OF F'CLE



WG01-0344

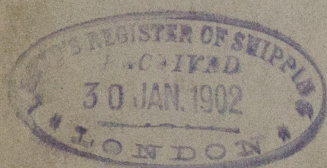


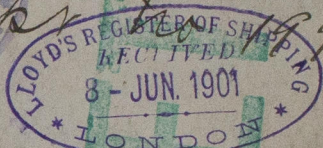



Midship Section

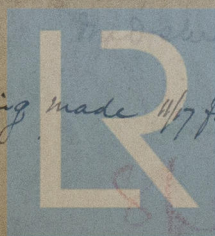
Mc Millan Sons & Co  
382, Bk. and 383.

No 382. Urania 1902  
New Spiesonia  
Glasgow. No 19699

No 383. Alsterburg  
Glasgow No 19913



Facing made 11/7 for new Owners.



© 2020

Lloyd's Register  
Foundation

H60L 0344