

I STEEL BOILER N^o A 153-4

14/10/11

Working Pressure = 130 lbs (Lloyds)
Scale 1 Inch = 1 Foot

Note:
All plates, rivets & stay bars to be of Siemens Martin Steel
All rivet holes throughout the boiler to be drilled in place
after the plates are bent
All flange plates to be annealed after laying
The screw stays are 1 3/8" dia + 1/8" of diam screwed into both
plates and nutted as shown. All screwed 10 threads per inch.


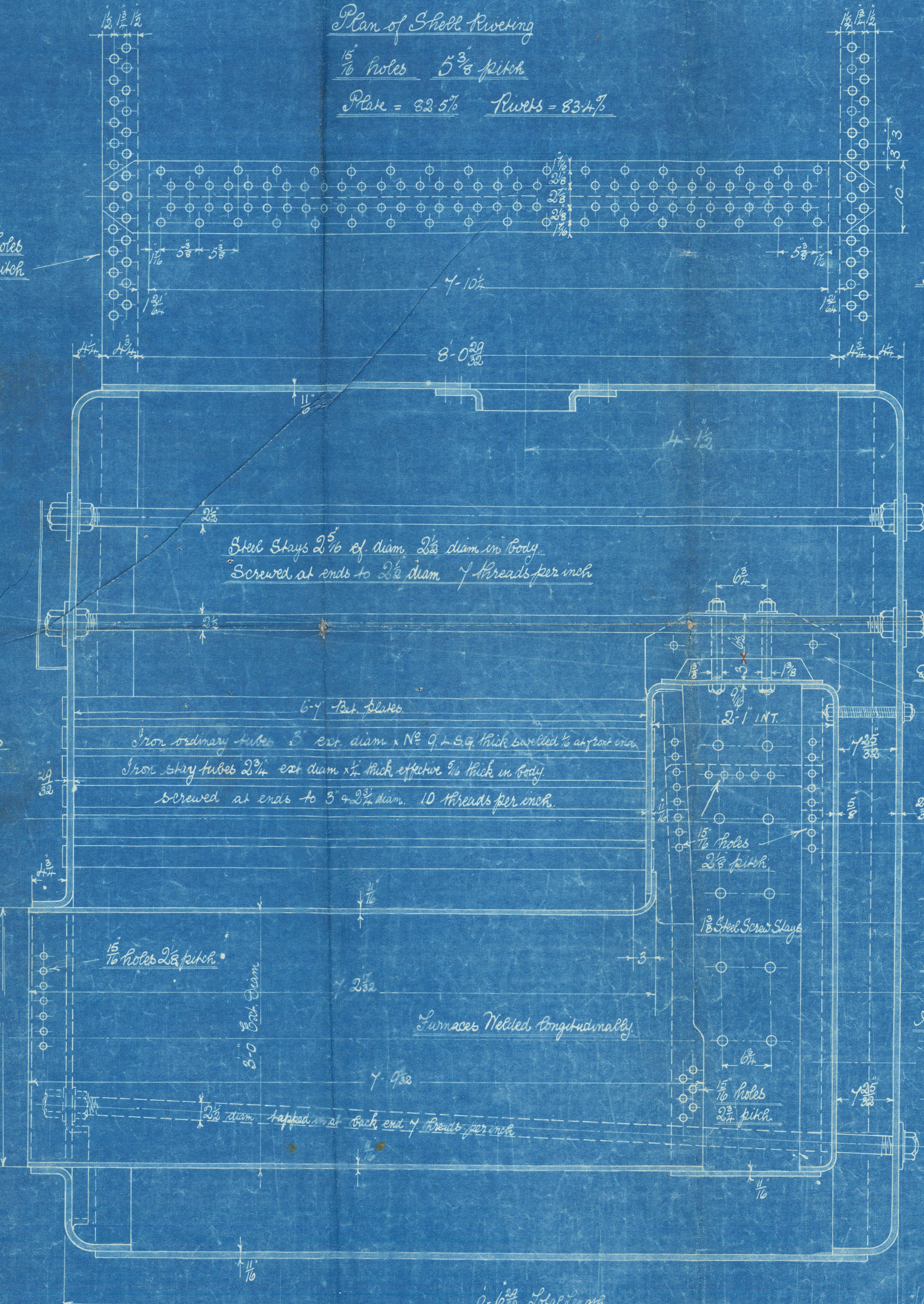

Plan of Shell Riveting

1/8" holes 5 3/8" pitch

Plate = 82 5/8" Rivets = 83 1/2"

DIMENSIONS

LENGTH OF FIRE BARS	6'-0" in 2 lengths
AREA OF FIRE GRATE	34.5 sq ft
DIAM OF TUBES OUTSIDE	3'-2 1/2"
LENGTH OF TUBES	6'-7"
N ^o OF TUBES	128
AREA THROUGH TUBE	4.8 sq ft
SURFACE OF TUBES	650 sq ft
TOTAL HEATING SURF.	810 sq ft
WORKING PRESSURE	Lloyds 130 lbs




J.P.R.
14-10-11

14-10-11

9-6-23
6-7-1910

N^o A 153-4




Lloyds



Lloyds Register
of Shipping

Bordes
Messrs Earles & Co
A 153. 4.

No.
Lloyds Test.
260 lbs



1/2 Mate Hull Report No. 25555.


Bosun " " "

"Male"

Antwerp Report 9884

"Bosun"

Ant. Rept. 9885



W603-0058



© 2020

Lloyd's Register

W603-0058

Handwritten signature



© 2020

Lloyd's Register
Foundation