

MIDSHIP SECTION

S.S. N^o 151 156-157

Scale 1/4" = 1' 0"

Builders 410' x 52' x 30' 6" mld. Lloyds 408' 0" x 51' 6" x 31' 54"

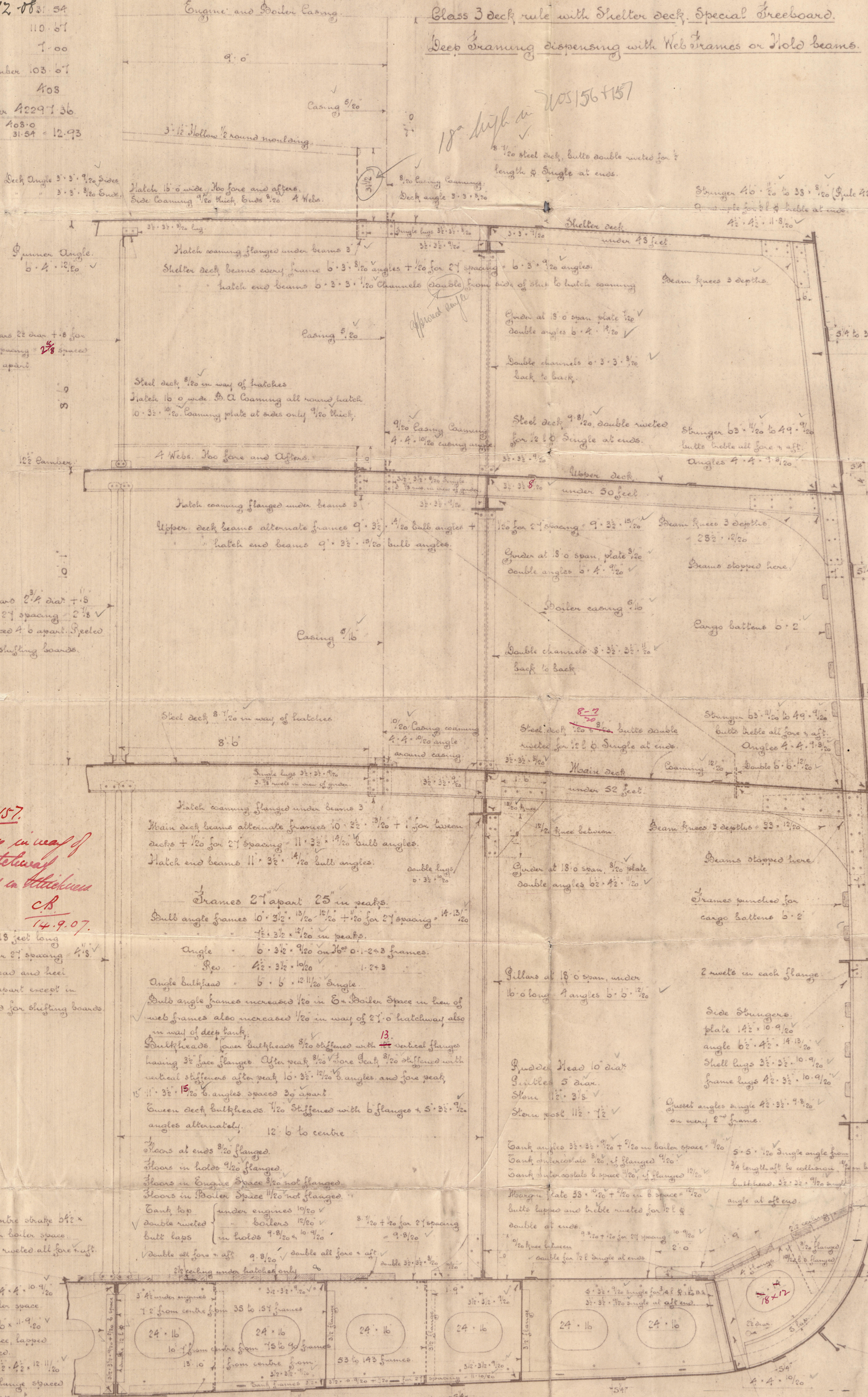
Class 3 deck rule with Shelter deck, Special Freeboard.

Deep bracing dispensing with Web frames or Hold beams.

10-67 x 408-43153 30+ Shelter 5200+ Subson 151.5
Equipment Number 50510-36

2 lower anchors stockless 58-into each } total
58-into } 194-into.
1 stream } Rodgers 19-into stock
1 edge } S-into
5-10 gathoms 2-5-10 stud chain cable
90-into 5-into steel wire stream
120-into 5-into towline
2-90-into each 2-into
2-90-into 2-into

24.4.07.
No. 1567 17.9.07.
20.3.08
2.7.09-36
2.8.08-83
depth 7.12.08-54
110.51
1.00
Frame Number 103-07
408
Plating Number 4229-136
408-0
Depth to length 31.54 + 12.93



Shelter deck 45' 1/2" to 1/2" at ends.
Bulbs quadruple riveted overlaps for 3/4 length, ribble at ends.
Bulb angle frames extended to shelter deck in view of 5 b lower decks, between after peak and collision bulkhead.
0 in 60' 1/2" ribble riveted laps for 3/4 length, double at ends, + 1/2" for 2' spacing. 13-9/16
-1/2" in view of 3 a frames being carried to shelter deck - 12-9/16
16 out 45' 1/2" to 1/2" in view of 3 a frames being carried to shelter deck - 13-9/16, quadruple overlaps for 1/2 length, ribble at ends.
16 in 54' 13-10/16 to 1/2" in view of 3 a frames being carried to shelter deck - 13-9/16 + 1/2" for 2' spacing - 13-10/16, ribble riveted all fore and aft.
Out 55' 13-10/16 to 1/2" quadruple riveted laps for 1/2 length owing to excess of width, remainder ribble.
1/2 in 54' 13-10/16 to 1/2" bulbs ribble overlaps all fore and aft.
1/2 in 54' 13-10/16 to 1/2" bulbs ribble overlaps all fore and aft.
1/2 in 54' 13-10/16 to 1/2" bulbs quadruple overlaps for 1/2 length owing to excess of width, remainder ribble.
1/2 in 54' 13-10/16 to 1/2" bulbs quadruple overlaps for 1/2 length owing to excess of width, remainder ribble.
1/2 in 54' 13-10/16 to 1/2" bulbs quadruple overlaps for 1/2 length owing to excess of width, remainder ribble.

P.S. 1567 15.4.15.7.
The S.A. frame in way of
the 27th hatchway
not increased in thickness
C.B.
14.9.07.

Julians 10 to 13 feet long
4' dia + 1/8" for 2' spacing 4-8
2 rivets in head and heel
spaced 4' apart except in
peaks. Spaced for shifting boards.
Tank top centre strake 5/8" x
10-8/16 to 1/2" in boiler space
bulbs double riveted all fore and aft.
Double angles 4-1/2" x 10-1/2"
+ 1/2" in boiler space
Centre Nelson 40' x 11-9/16
1/2" in boiler space, lapped
and ribble riveted.
Double angles 4-1/2" x 12-11/16
bulbs two rib flange spaced
1/2" diameters apart.
Steel plate 4-1/2" x 13-1/2" + 20
in 12' in view of doubling 20
upper quadruple riveted bulbs
at ends.
In 2' interval 53 deep from 14' to 16'
frames 2-1/2" from centre riveted to
shell as per rule.
Note: C & D strakes are reduced 1/2" where 1/2" and above in thickness, as given above in way of double bottom.
C & D strakes are to maintain minimum thickness to resistance bulkhead.
Double frames in tank from 14' to 16' frames inclusive 2-3/2" x 1/2"
Fueling: One rivet in the landing edges of the strakes of plating forming the flat of the
double bottom before the 5' length forward to be spaced not more than 4' apart.
The rivets in the plating and frames in way of same to be spaced not more than 5' apart.
apart. Elsewhere rivets connecting plating to frames to be spaced 6' diameters apart.

Double angles 4-1/2" x 10-1/2"
+ 1/2" in boiler space
Centre Nelson 40' x 11-9/16
1/2" in boiler space, lapped
and ribble riveted.
Double angles 4-1/2" x 12-11/16
bulbs two rib flange spaced
1/2" diameters apart.
Steel plate 4-1/2" x 13-1/2" + 20
in 12' in view of doubling 20
upper quadruple riveted bulbs
at ends.
In 2' interval 53 deep from 14' to 16'
frames 2-1/2" from centre riveted to
shell as per rule.
Note: C & D strakes are reduced 1/2" where 1/2" and above in thickness, as given above in way of double bottom.
C & D strakes are to maintain minimum thickness to resistance bulkhead.
Double frames in tank from 14' to 16' frames inclusive 2-3/2" x 1/2"
Fueling: One rivet in the landing edges of the strakes of plating forming the flat of the
double bottom before the 5' length forward to be spaced not more than 4' apart.
The rivets in the plating and frames in way of same to be spaced not more than 5' apart.
apart. Elsewhere rivets connecting plating to frames to be spaced 6' diameters apart.

15/3/07
No. 1321
14.9.07
17/4/07
24/4/07

Lloyd's Register
Foundation
W619-0049


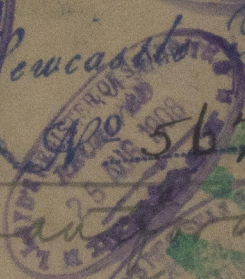
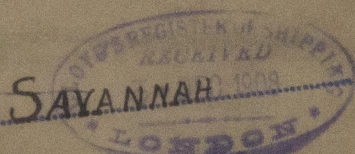

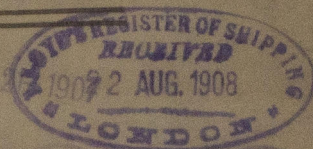




Northumberland P.C.

S.S. No. 151/4567.

MIDSHIP SECTION.

410'0" x 52'0" x 30'6" M/L

Platta Deck.



99 "Galileo"

Report

55.317



© 2020

Lloyd's Register
Foundation