



8/8/17



UPTAKE HEADERS

HEADERS TO BE MADE FROM 17/8 SIEMENS MARTIN MILD STEEL.
 PLATE LAP WELDED.
 TENSILE STRENGTH OF PLATE 24 TO 28 TONS PER SQ IN.
 DIE N° 6
 WORKING PRESSURE = 160 LBS PER SQ INCH.
 TEST " = 540 " " " " " "
 TO LLOYDS SURVEY.

| A | |
|----|--------------------------------------|
| 22 | TUBE HOLES 1 3/16 + 1/64 DIA. |
| 1 | " 3 5/16 + 1/64 " |
| 2 | RETURN TUBE HOLES 3 5/16 + 1/64 DIA. |
| 11 | 4 1/16 SQUARE HANDHOLES |

| D | |
|----|---|
| 24 | TUBE HOLES 1 7/8 + 1/64 DIA. |
| 1 | " 4" + 1/64 " |
| 9 | 4 1/16 SQUARE HANDHOLES. |
| 2 | NIPPLE HOLES IN ENDS 3 5/16 + 1/64 DIA. |

| B | |
|----|--------------------------------------|
| 32 | TUBE HOLES 1 3/16 + 1/64 DIA. |
| 1 | " 3 5/16 + 1/64 " |
| 2 | RETURN TUBE HOLES 3 5/16 + 1/64 DIA. |
| 11 | 4 1/16 SQUARE HANDHOLES |

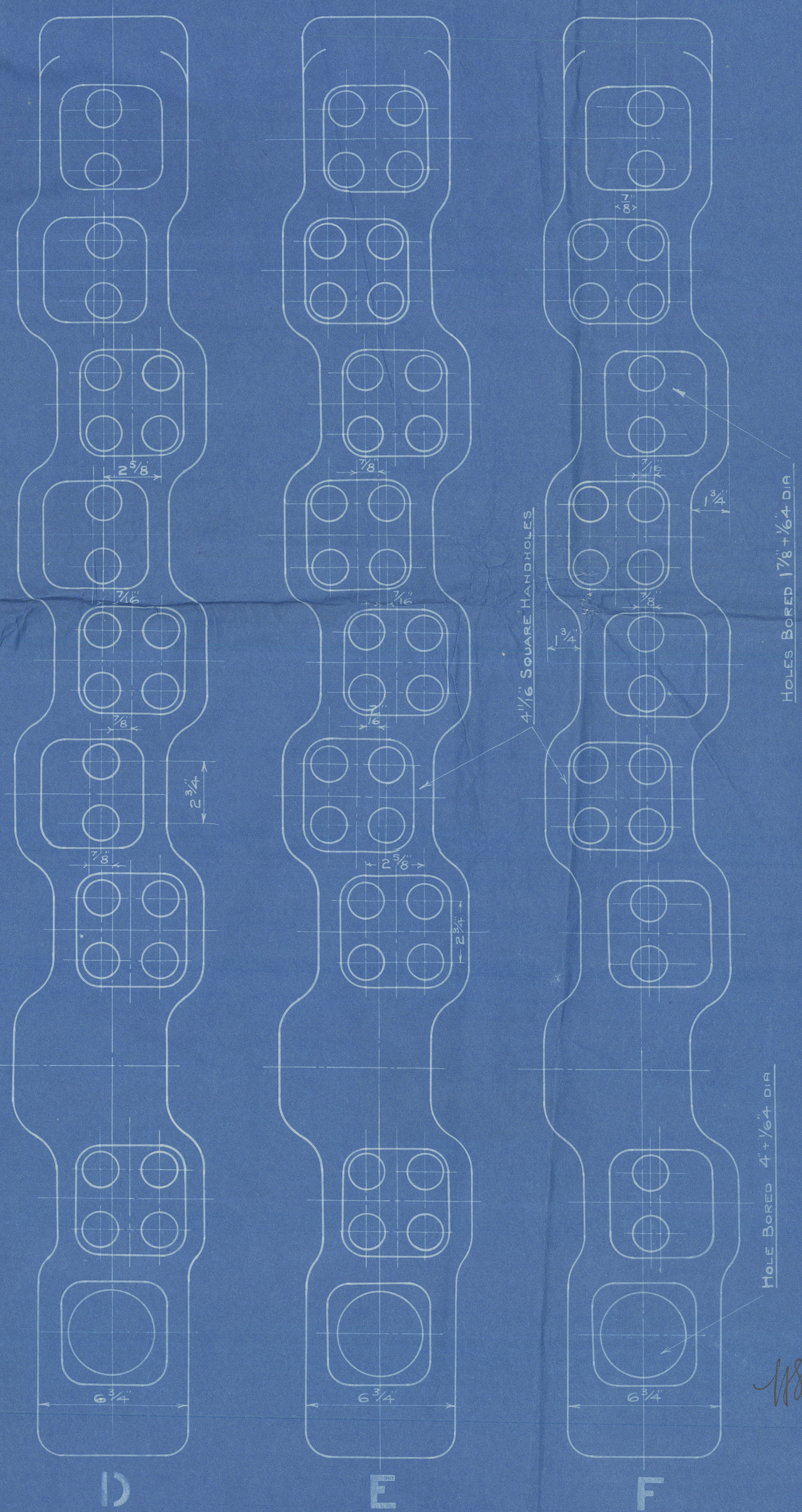
| E | |
|----|--|
| 32 | TUBE HOLES 1 7/8 + 1/64 DIA. |
| 1 | " 4" + 1/64 " |
| 9 | 4 1/16 SQUARE HANDHOLES. |
| 2 | NIPPLE HOLES IN END 3 5/16 + 1/64 DIA. |

| C | |
|----|--------------------------------------|
| 24 | TUBE HOLES 1 3/16 + 1/64 DIA. |
| 1 | " 3 5/16 + 1/64 " |
| 2 | RETURN TUBE HOLES 3 5/16 + 1/64 DIA. |
| 11 | 4 1/16 SQUARE HANDHOLES |

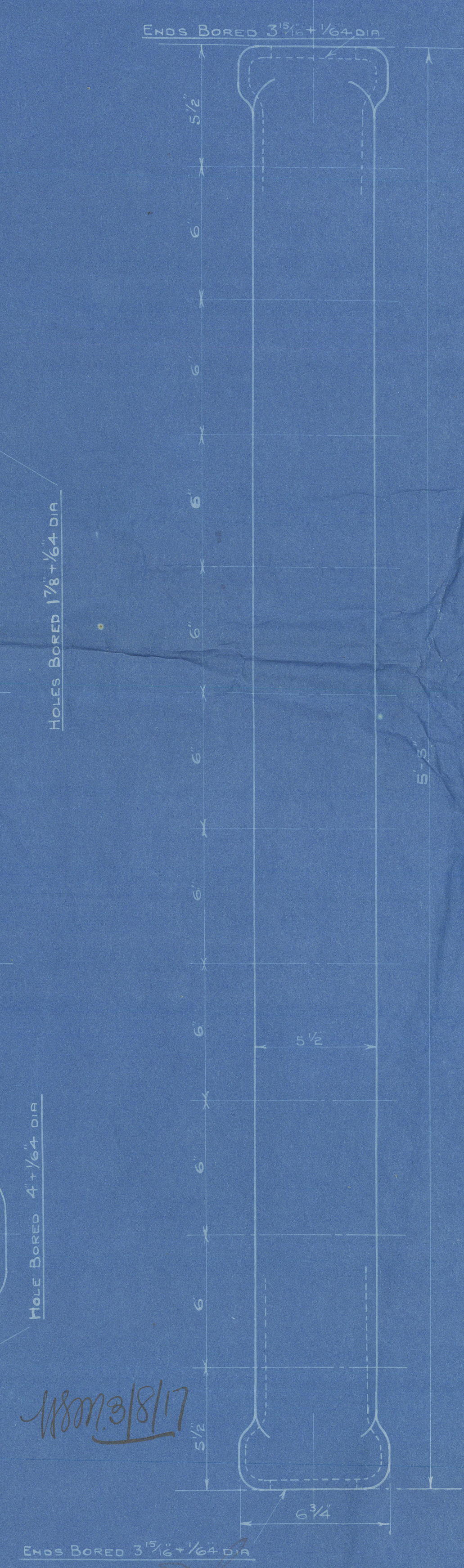
| F | |
|----|---|
| 22 | TUBE HOLES 1 7/8 + 1/64 DIA. |
| 1 | " 4" + 1/64 " |
| 9 | 4 1/16 SQUARE HANDHOLES. |
| 2 | NIPPLE HOLES IN ENDS 3 5/16 + 1/64 DIA. |

| N° OFF PER BOILER | | | | | | |
|-------------------|---|----|---|---|----|---|
| SECTIONS WIDE | A | B | C | D | E | F |
| 27 | 1 | 25 | 1 | 1 | 25 | 1 |

2. BOILERS PER M. N°



DOWNTAKE HEADERS



DETAIL OF HEADERS

SCALE 3" = 1 FOOT

NOTE:- This print must be returned
 to MARINE DRAWING OFFICE
 when finished with.

R 1292
 2

JOB N° M.380
 DR. N° 2930
 DATE 13/6/17
 Lloyd's Register Foundation

RECEIVED
JUN 14 1917
MARINE DEPT.

W663-0140

FARRINGTON ST LONDON E.C.



© 2020

Lloyd's Register
Foundation