

SUNDERLAND ENGINE WORKS BOILER

SCALE - 1" = 1' TO A FOOT

SCHEDULE "L"

WRITTEN DIMENSIONS ONLY TO BE TAKEN



RIVET HOLES 1/8" DIA

PLATE 1/2" THICK.
RIVET HOLES 1/8" DIA.
PITCH - 9 1/2"

PLATE SECTION = 86.1%
RIVET " = 87.7%

RIVET HOLES 1/8" DIA

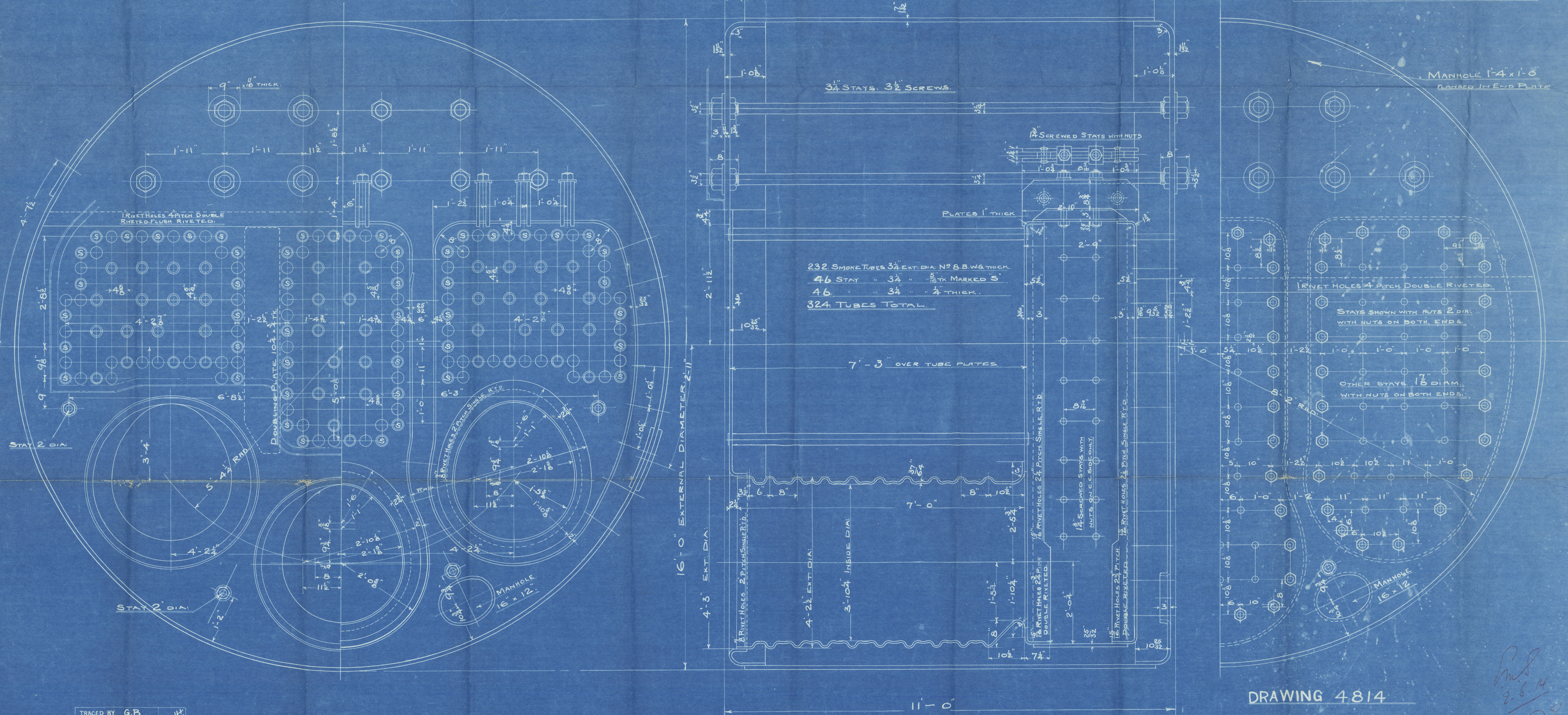
BUTT STRAPS (INSIDE 1 3/2" T.K.
OUTSIDE 1 3/2" T.K.)

ALL RIVETS TO BE PUT
IN FRONT END OF BOILER.

EVERY ALTERNATE RIVET TO BE LEFT OUT
OF INSIDE ROW FOR 3 CIRC. TOP OF BOILER.
ALL RIVETS TO BE PUT IN FOR 3 CIRCUM. AT
BOTTOM - AT BACK END OF BOILER.

TO PASS LLOYD'S SURVEY.

SHELL 28 1/2" x 22 1/2" (14 1/2" x 23 1/2")	100 LBS PER SQ. IN.
WORKING PRESSURE	180 " " "
TEST	360 " " "
HEATING SURFACE ON TUBES	2004.50 SQ. FEET.
" " OTHER PARTS	546 " " "
TOTAL	2550 " " "
EX. FRONT TUBE PLATE	2500 " " "
EFFECTIVE AREA OF STAYS	
3 1/2" STAY TUBES 16 THRS PER INCH	2.17 SQ. INS.
3 1/2" " " 9 " " " "	1.64 " " "
3 1/2" MAIN STAYS 6 " " " "	8.29 " " "
2 " " " 6 " " " "	2.51 " " "
2 " SCREWED " " " " " "	2.79 " " "
1 1/2" " " " " " " "	2.43 " " "
1 1/2" " " " " " " "	2.1 " " "
ALL PLATES, RIVETS & STAYS - STEEL	
TUBES - WROUGHT IRON	
HOLES TO BE DRILLED IN PLACE AFTER BENDING.	
TENSILE STRENGTH OF SHELL PLATES NOT LESS THAN 285 TONS	
" " GIRDER	28 " " "
" " MAIN STAYS	28 " " "



TRACED BY G.B.
CHECKED BY J.A.S.

DRAWING 4814

CONTRACT 2182.1 OFF.

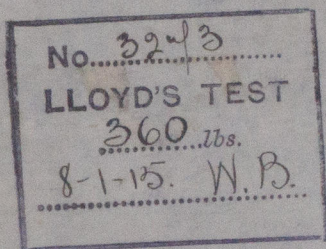
CONTRACT 2183.1 OFF.

2.6.14
J.P.S.



N. E. M. E. Co L^D

C^T No. 2183

MAIN. BOILER. 1 OFF.



1220-01FM



RETAIN

✓ OSBOURNE GRAHAM. 185 5/8

DUP. C^T No 2182. C

5/5 "Francia"

Mar Rht no 26392



© 2020

Lloyd's Register
Foundation