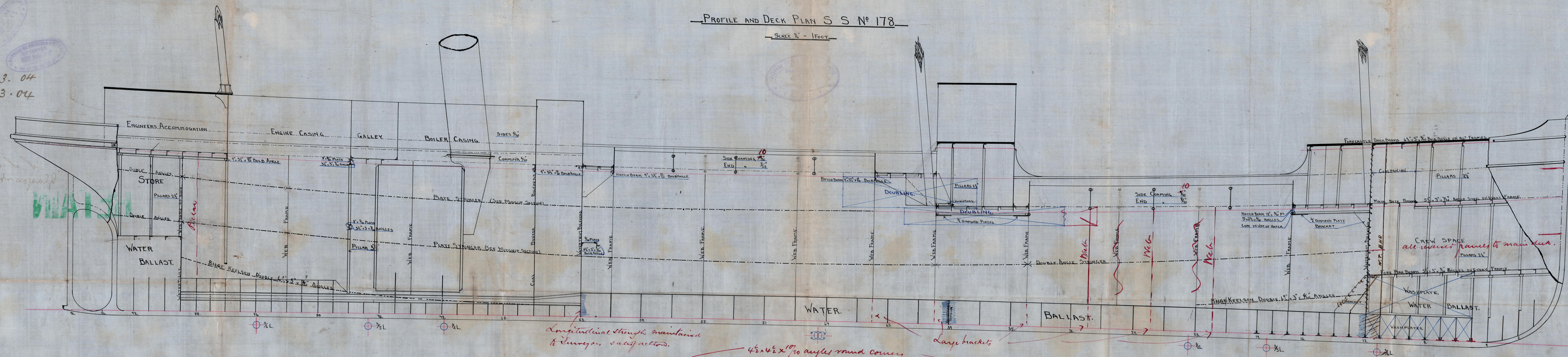


1.3.04
16.3.04

PROFILE AND DECK PLAN S S N° 178

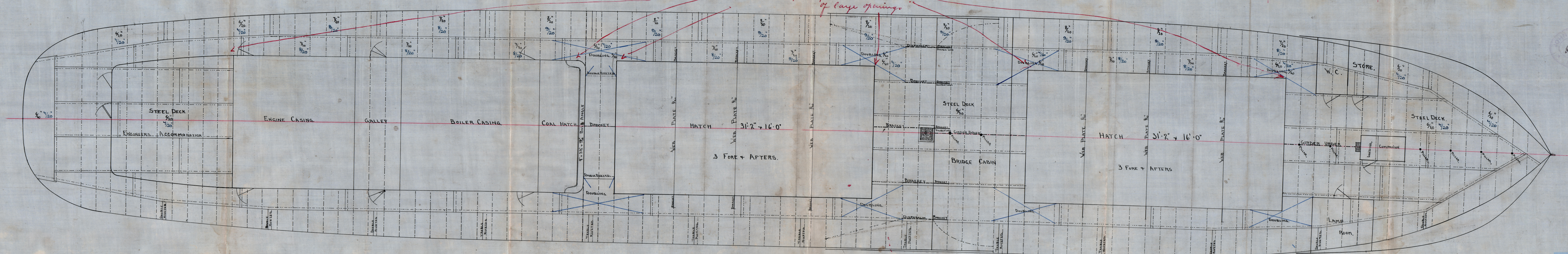
SCALE 1/4" = 1 FOOT



Longitudinal strength maintained & Sumpson satisfied.

4 1/2 x 4 1/2 x 17/16 angles round corners of large openings



Large brackets



24.2.04

1/3/04

J. Fullerton & Co
No 178
Profile & R Plan



S. S. "Cheshire"
Glasgow no 22240

RELIANT



© 2021

Lloyd's Register
Foundation