

21.4.03
26.5.03
22.8.03

Lloyds Numberals 1/2 Beam 16'
Depth 16'92"
1/2 Girth 30'20"
6320 Frame number 1
Length 215'
13500 Plating number 1
127 depths and 67 battens

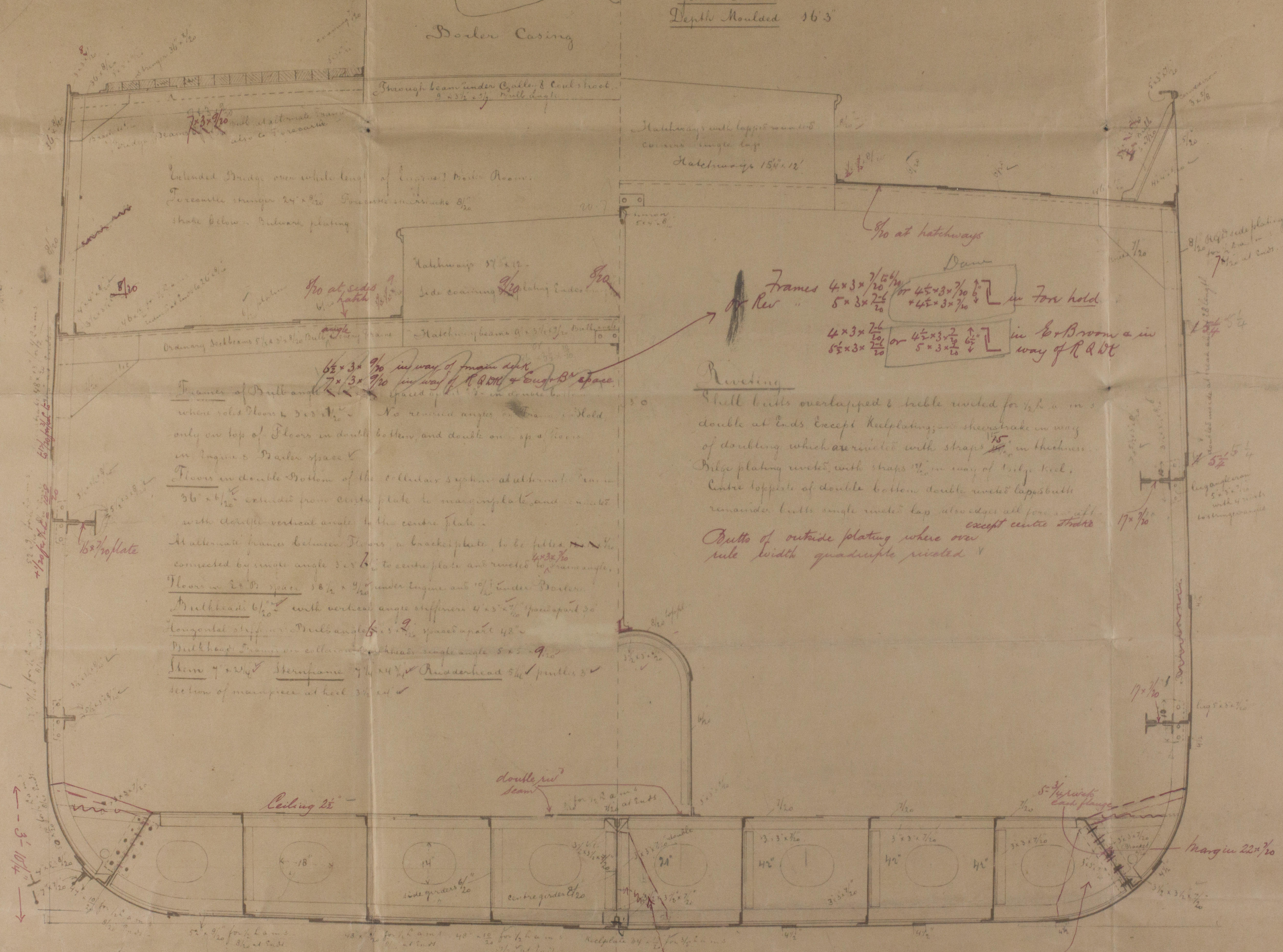
Midship Section of Steel Screw Cargo Steamer

Building number 246
Classed 100A1 at Lloyds
Scale 1/2" = one Foot

Dimensions:
Length B.P.P. 215'
Greatest Breadth 32'
Depth Moulded 16'3"

Equipment number 14890 Letter m Steam vessels

Anchor cable	3 Bows	Stockless 2 1/2" Ch
	Collective weight	64 Ch
	Stream	1 1/2" Ch or stock
	3 kedge	3 1/4" Ch " "
	Shed chain cable	210 Fath 1 1/2"
	Steel wire	60 " 3 1/2"
	Hemp	90 " 9 1/2"
	Warp	90 " 6"
		90 " 5"

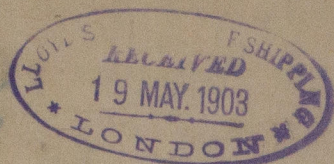


brackets on alternate frames
where no solid floor
frame bar where no solid floor 4x3x1/8
reverse " " " " 3x3x1/8
Solid floors to be fitted to every frame forward of No. 1

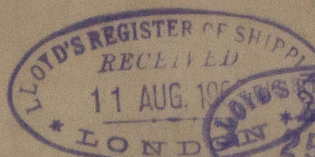
J.T.H.
21/4/03

Midship Section


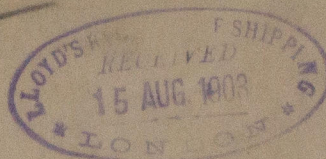
11
246



THELMA



246



*Steamer Thelma.
Rotterdam Report 3798-
Plan of Midship Section.*

W750-0081



© 2021

Lloyd's Register
Foundation