

Nº 695



# PROFILE AND DECK PLANS

SCALE :-  $\frac{1}{8}$  IN = 1 FT



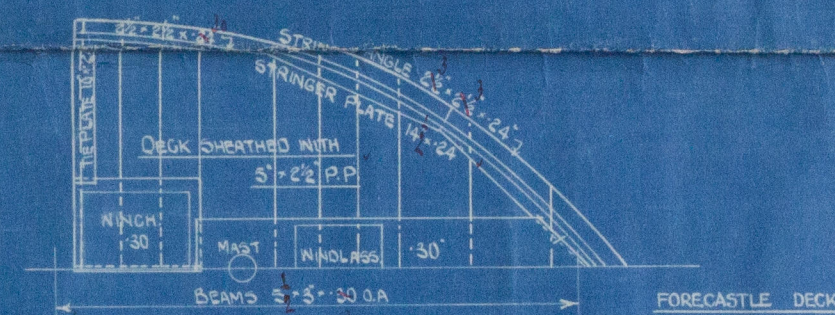
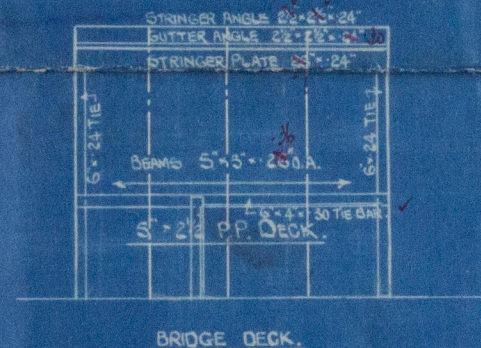

1<sup>ST</sup> LONG Nº =  $(156 \times 12.0)$  = 1872

2<sup>ND</sup> LONG Nº =  $156(25.5 + 12.0)$  = 5850

$\frac{L}{D}$  MAIN DECK  $\frac{156}{12.0}$  = 13

$\frac{L}{D}$  QUARTER DECK  $\frac{156}{15.5}$  = 10.06

DIMENSIONS :- 156.0 BP  $\times$  25.6  $\times$  12.0



Boyd's Register

W 77-0101



Nº 695.

HALL RUSSELL & CO<sup>LD</sup>.

PROFILE & DECK PLANS.

S.S. "ST CLEMENT."

ABN. REPORT. 15223.

W77-0101



© 2020

Lloyd's Register  
Foundation