


No 384-5. S. S. CARCO STEAMER. MIDSHIP SECTION.

TO CLASS LLOYD'S "100 A1 WITH FREE BOARD"
SCALE 1/2 INCH TO ONE FOOT.



PRINCIPAL DIMENSIONS

LENGTH BETWEEN P.P.	388' 0"
BREADTH MOULDED	51' 0"
DEPTH MOULDED TO UPPER D.K.	23' 0"
HEIGHT BETWEEN UP. & SHELTER DKS.	8' 0"
" " " 2ND DKS.	8' 6"

SCANTLING NUMBERS

B.	41
D.	28
TRANSVERSE NUMBER	79
LONGITUDINAL NUMBER	30,415
VO TO SHELTER D.K.	107
" " " 2ND DKS.	112' 0"

EQUIPMENT NUMBERS

LONGITUDINAL NUMBER	30,415
SHELTER D.K.	2,310
D.K. HOUSES	430
MUMERIAL	33,205

EQUIPMENT

3 BOWER ANCHORS (STOCKLESS)	53 CWT. EACH
1 STREAM ANCHOR (COMMON)	164 " " BY STOCK
1 KEDGE	7 " "
2 1/2 STD CHAIN CABLE	270 FATHOMS
1/2" STEEL WIRE FOR STEAM ANCHOR	40 " "
3/8" " " " " " "	120 " "
2 COILS OF 3" MANILA	70 " " EACH
2 " " 7" " "	70 " " "

BULKHEADS—
NUMBER 1, ALL EXTEND TO UP. D.K., EXCEPT PEAK BHD., WHICH
TO SHELTER D.K.
MIDSHIP BHD. 30' 32" STIFF 4 1/2" x 4 1/2" BRACKETED
TOP & BOTTOM. 30' APART.
DEPT. UNDER
21' 0"
30' APART.
SHELL & BOTTOM ANG. 5' x 5' x 4 1/2"
D.K. ANG. 3 1/2" x 3 1/2" x 3 1/2"
OTHER BHD. ACCORDING TO DEPTH TO UP. D.K.
HOLD VERTICAL STIFF 24' APART. HORIZONTAL STIFF
OF PEAK BHD. 3 1/2" x 4 1/2" 7' 4 1/2" APART.
LOWER TWO DKS: PLATING 3/8" STIFF 4 1/2" x 3 1/2" T.
24' APART & BRACKETED TOP & BOTTOM IN
FORE PEAK, 30' APART IN AFTER PEAK
UPPER TWO DKS: PLATING 2 1/2" STIFF 3 1/2" x 3 1/2"
30' APART.

6 substituted

6 substituted

DOUBLE BOTTOMS—
CENTRE GIRDER 42' x 50" - 40' x 46" IN B.S.
2 SIDE GIRDERS 35' x 36" - 45" IN B.S.
3 1/2" FLANGED TO INNER BOTTOM, EXCEPT
BEFORE 3/8" L. & WHERE ANG. 3 1/2" x 3 1/2" x 4 1/2" ADDI-
TIONAL GIRDER IN ENGINE SPACE
MARGIN PLATE 35' x 32" (32" BY RULE) 27' 4 1/2" BHD.
UNDER E.S. & 12' 4" HOLDS, & UNDER BOILER
BURNERS, BULKHEADS, & W.S. PILLARS, TO ALT.
FRAMES ELSEWHERE.
FRAMES 3 1/2" x 35' x 46" DOUBLE BEFORE 3/8" L. &
REVERSE 3 1/2" x 35' x 46" 50" IN B.S., DOUBLE E.S. &
UNDER BOILER BEAKERS.
FLOOR PLATE 46" - 36" 50" IN B.S.
INNER BOTTOM PLATING 7'
MIDDLE STAKE 42' x 36" - 46" 50" IN B.S.
OUTER STAKE 42' x 36" - 46" 50" IN B.S.
SOLID FLOORS TO ALT. FR. 48" IN E.S. & 50" IN B.S.

FRAMING—
HOLDS: SPACE 25'
FR. 9' x 3 1/2" x 52' 7" EXTEND TO UP. & 2ND DKS. ALT.
UP. TW. D.K. FR. & LOWER TW. D.K. INTERMEDIATE FR.
12' x 3 1/2" WITH PARTIAL BHD. IN UP. TW. DKS.
FORE PEAK: SPACE 29'
FR. 7' x 3 1/2" x 42' 7" EXTEND TO UP. & SHELTER DKS. ALT.
INTERMEDIATE UP. TW. D.K. FR. 1' x 3 1/2" x 36' 1"
AFTER PEAK: SPACE 24'
FR. 6' x 3 1/2" x 36' 1" EXTEND TO SHELTER D.K.
REV. 3 1/2" x 36' 1" EXTEND TO UP. D.K.
DEPTH 6'

ROWS OF PIVETS IN BUTTS

ITEM	1/2 L. & R.	ENDS
SHELTER D.K. STRINGER PLATE	3	3-2
" " PLATING	2	1
UPPER " STRINGER PLATE	3	3-2
" " PLATING	2	1
2ND " STRINGER PLATE	2	2
" " PLATING	2	1
SHEER STRAKE	4	3
STAKE BELOW SHEER STRAKE	3, 4 WHERE DECKED	3
SIDE PLATING	4	3
BOTTOM	4	4
BOSS	4	4-3
KEEL	3	2
MIDDLE STAKE OF INNER BOTTOM	2	1
INNER BOTTOM PLATING	3	2
MARGIN PLATE	3	3
CENTRE GIRDER	3	3

SIDE BUNKER 36" STIFF 3 1/2" x 4 1/2" TO
ALT. IN RIVETED TOP TO BERM HELL
TO INNER BOTTOM.

21' 9" TO C.L.

GUSSET ANG. 3 1/2" x 3 1/2" x 46" TO EVERY
3RD. FRAME, & WEB FRAME

3 1/2" x 46" 10" IN B.S.

24' x 18"

24' x 18"

24' x 18"

24' x 18"

24' x 18"

24' x 18"

24' x 18"

24' x 18"

24' x 18"

24' x 18"

21' 9" TO C.L.

GUSSET ANG. 3 1/2" x 3 1/2" x 46" TO EVERY
3RD. FRAME, & WEB FRAME

3 1/2" x 46" 10" IN B.S.

24' x 18"

24' x 18"

24' x 18"

24' x 18"

24' x 18"

24' x 18"

24' x 18"


24' x 18"

24' x 18"


24' x 18"

24' x 18"

VERTICAL SPACING
IN TWEEN DKS



VERTICAL SPACING
IN HOLD



6 strakes increased 10" for 2 side strakes
omitted
F.G.H. STRAKES 10" - 14" 2" OF INCREASED
WHERE 2 SIDE STRINGERS OMITTED.

2 SIDE STRINGERS IN AS 1 HOLD

Sketch of bending away counts
6 substituted

1 1/2" x 3 1/2" x 160"
(INTERCOSTAL BEING
CUT, 1/2" BY RULE)

1 1/2" x 3 1/2" x 160"
(INTERCOSTAL BEING
CUT, 1/2" BY RULE)

1 1/2" x 3 1/2" x 160"
(INTERCOSTAL BEING
CUT, 1/2" BY RULE)

1 1/2" x 3 1/2" x 160"
(INTERCOSTAL BEING
CUT, 1/2" BY RULE)

1 1/2" x 3 1/2" x 160"
(INTERCOSTAL BEING
CUT, 1/2" BY RULE)

1 1/2" x 3 1/2" x 160"
(INTERCOSTAL BEING
CUT, 1/2" BY RULE)

1 1/2" x 3 1/2" x 160"
(INTERCOSTAL BEING
CUT, 1/2" BY RULE)

1 1/2" x 3 1/2" x 160"
(INTERCOSTAL BEING
CUT, 1/2" BY RULE)

1 1/2" x 3 1/2" x 160"
(INTERCOSTAL BEING
CUT, 1/2" BY RULE)

1 1/2" x 3 1/2" x 160"
(INTERCOSTAL BEING
CUT, 1/2" BY RULE)

1 1/2" x 3 1/2" x 160"
(INTERCOSTAL BEING
CUT, 1/2" BY RULE)

1 1/2" x 3 1/2" x 160"
(INTERCOSTAL BEING
CUT, 1/2" BY RULE)

1 1/2" x 3 1/2" x 160"
(INTERCOSTAL BEING
CUT, 1/2" BY RULE)

1 1/2" x 3 1/2" x 160"
(INTERCOSTAL BEING
CUT, 1/2" BY RULE)

1 1/2" x 3 1/2" x 160"
(INTERCOSTAL BEING
CUT, 1/2" BY RULE)

~~Gen Rec 2071~~
Kawasaki M. Co.

No 384 + 85

Mr Hunter 7/6/18

Mitsubishi

"Siam Maru"

Kbe 1922.

RETAIN

R

© 2021

Lloyd's Register

W79240982