

TO CLASS LLOYDS 100A1  
DIMENSIONS 170' x 27' x 12'-6" MLD

BEAMS	3" x 34	ON ALT. FRAMES
STRINGER PLATE	30" x 26	
STRINGER BAR	3" x 3" x 26	
TIE PLATE	7" x 26	
SIDE PLATING	26"	
WOOD DECK	5 x 2 1/2"	P.PINE

BEAMS spaced = 3' on 5 1/2" x 7" x 18' ON ALT. FRAMES  
 STRINGER PLATE 16" x 26"  
 STRINGER BAR 3" x 3" x 26"  
 TIE PLATE PLATED IN WAY OF WINDLASS  
 SIDE PLATING 26"  
 WOOD DECK 5' x 2 1/2" PINE SHEER

BUTTS OF C<sup>S</sup> GIRDER OVER LAPPED "DOUBLE"  
RIVETED  $\frac{3}{4}$ " RIVETS.

BUTTS OF MARGIN PLATE STRAPPED  $\frac{1}{2}$ "  
RIVETS. BUTTS DOUBLE  
RIVETED.

BUTTS OF MIDDLE LINE STRAKE OVERLAPPED  
"DOUBLE RIVETED  $\frac{5}{8}$ " RIVETS. SINGLE AT ENDS.

INNER BOTTOM PLATING OVERLAPPED  $\frac{1}{2}$ " S.R.  $\frac{1}{2}$ "  
DOUBLE RIVETED FOR  $\frac{1}{2}$  LENGTH SINGLE  $\frac{3}{4}$ "

AT ENDS.  $\frac{5}{8}$ " RIVETS.

BUTTS OF STRINGER PLATE OVERLAPPED  
"DOUBLE RIVETED FOR  $\frac{1}{2}$  LENGTH DOUBLE.  
AT ENDS.  $\frac{3}{4}$  RIVETS.

FRAMES  $3\frac{1}{2}'' \times 3'' \times 35$  BULB ANGLE  
KEY FRAMES  $3'' \times 3'' \times 30$  DOUBLE  
FLOORS  $19'' \times 40'' \times 42$  40

[illegible]




2	BOWER ANCHORS	---	14 <sup>1</sup> / <sub>2</sub>	CWT	STOCKLESS
1	BOWER ANCHOR	-----	12 <sup>3</sup> / <sub>4</sub>	"	"
1	STREAM	"	4 <sup>1</sup> / <sub>4</sub>	"	EX. STOCK
1	KEDGE	"	2	"	"
95	FATHOMS		1 <sup>1</sup> / <sub>2</sub>	"	STUD CHAIN CABLE
60	"		13 <sup>1</sup> / <sub>2</sub>	"	STREAM " OR 3" WIRE
75	"		8"	HAWSER	OR 2 <sup>1</sup> / <sub>2</sub> " STEEL WIRE
90	"		6"	HAWSER	

INNER BOTTOM INCREASED .08 UNDER HATCHWAYS ~~IN LIEU OF CEILING~~



Scott Row  
No 254  
Midship Section  
"Linda Blanche"

GLASGOW REPORT No. 34190.



11.11.14  
11.11.14



© 2020  
Lloyd's Register  
Foundation

W834 - 0039