

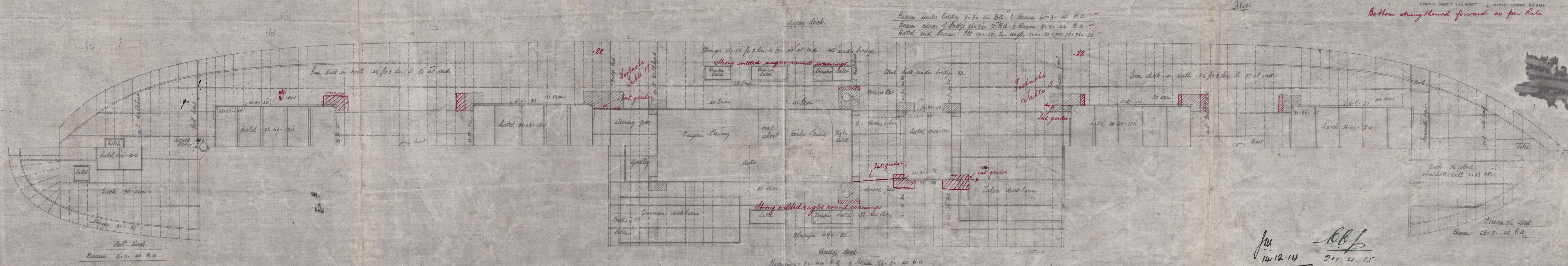
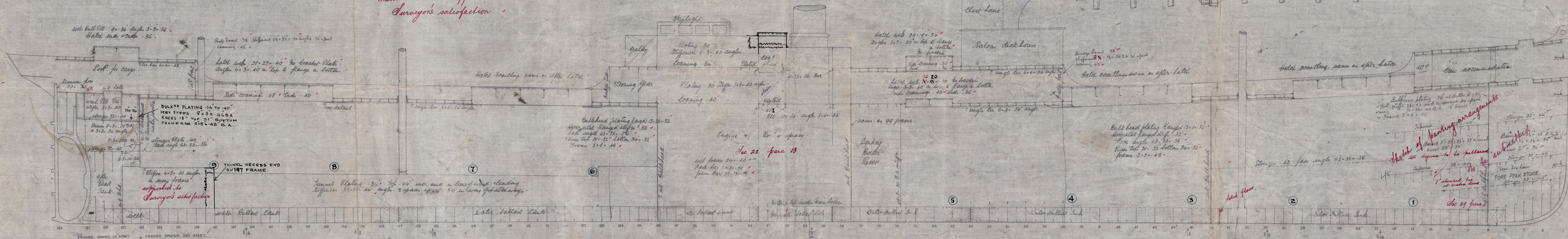
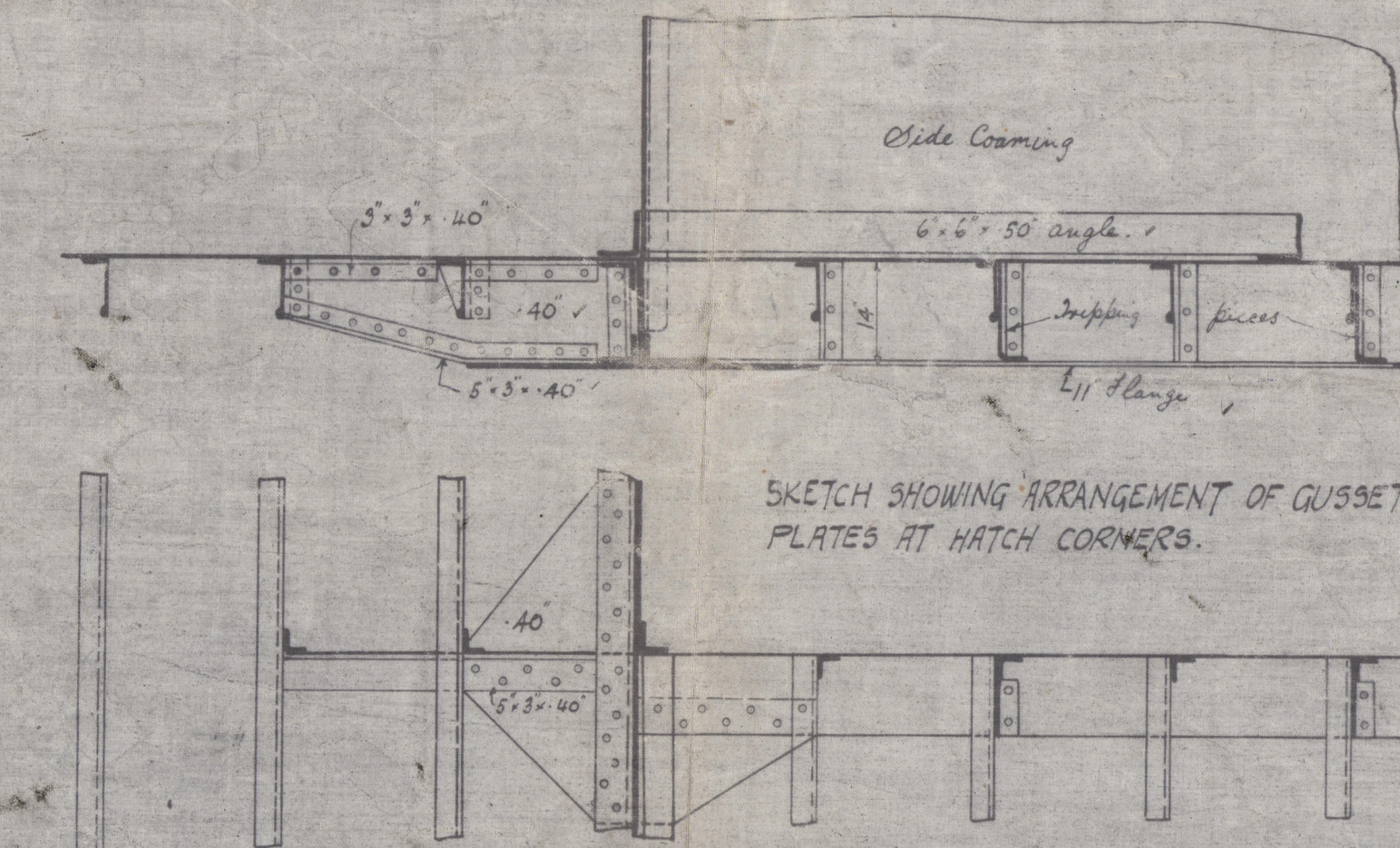
14.12.14
24.11.15 (Rev. 26)

FRAME		SIZES OF HATCH END PILLARS	
17	①	2 channels	8" x 3 1/2" x 3 1/2" x .44" 9' x 40" face plates
30	②	do	do do do
41	③	do	do do do
54	④	do	10" x 3 1/2" x 3 1/2" x .46" 10" x .40 do
67	⑤	do	10" x 3 1/2" x 3 1/2" x .64" } no face plates
106	⑥	do	8" x 3 1/2" x 3 1/2" x .48" }
119	⑦	do	do do do
134	⑧	do	do do do
147	⑨	do	do do do
		Twin Deck Pillar on 67 frame	
		do 6" x 3 1/2" x 3 1/2" x .375"	

Profile and Deck Plan.
Dimensions: 335' 0" BP x 48' 0" E x 24' 10" H
To Class 100A-1 at Lloyd's.
Scale & units as per note.

Note! Minimum scantlings Required.

Masts & masts supported to
Surveyor's satisfaction.



for 14.12.14
24.11.15

24.11.15

ROPER & SONS LTD
IRON & STEEL
11 IR 14
SHIP BUILDERS
STOCKTON-ON-TYNE

No. 5030
Lloyd's Register
Foundation
W835-0028

Miss^{to} R. J. M. H. 2d

No 503. 506

Profile + back Plans




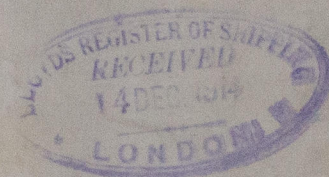
No 503

S/s Maplewood.

Mdb. Rpt. No 910s.

No 506. S/s. Ethelene

Mdb report No 9631.



RETAIN

W 835 0028



© 2020

Lloyd's Register Foundation