


3.3.11
16.3.11
13.4.11



Nº 580 MIDSHIP SECTION

MIDSHIP 365'-0" x 50'-3" x 29'-9"

Scale 1/2" = 1'-0"

NUMERAL
BREADTH = 50.25
DEPTH = 29.75
LENGTH = 365.00

DU = 12.24
DB = 10.43
DL = 14.96

EQUIPMENT

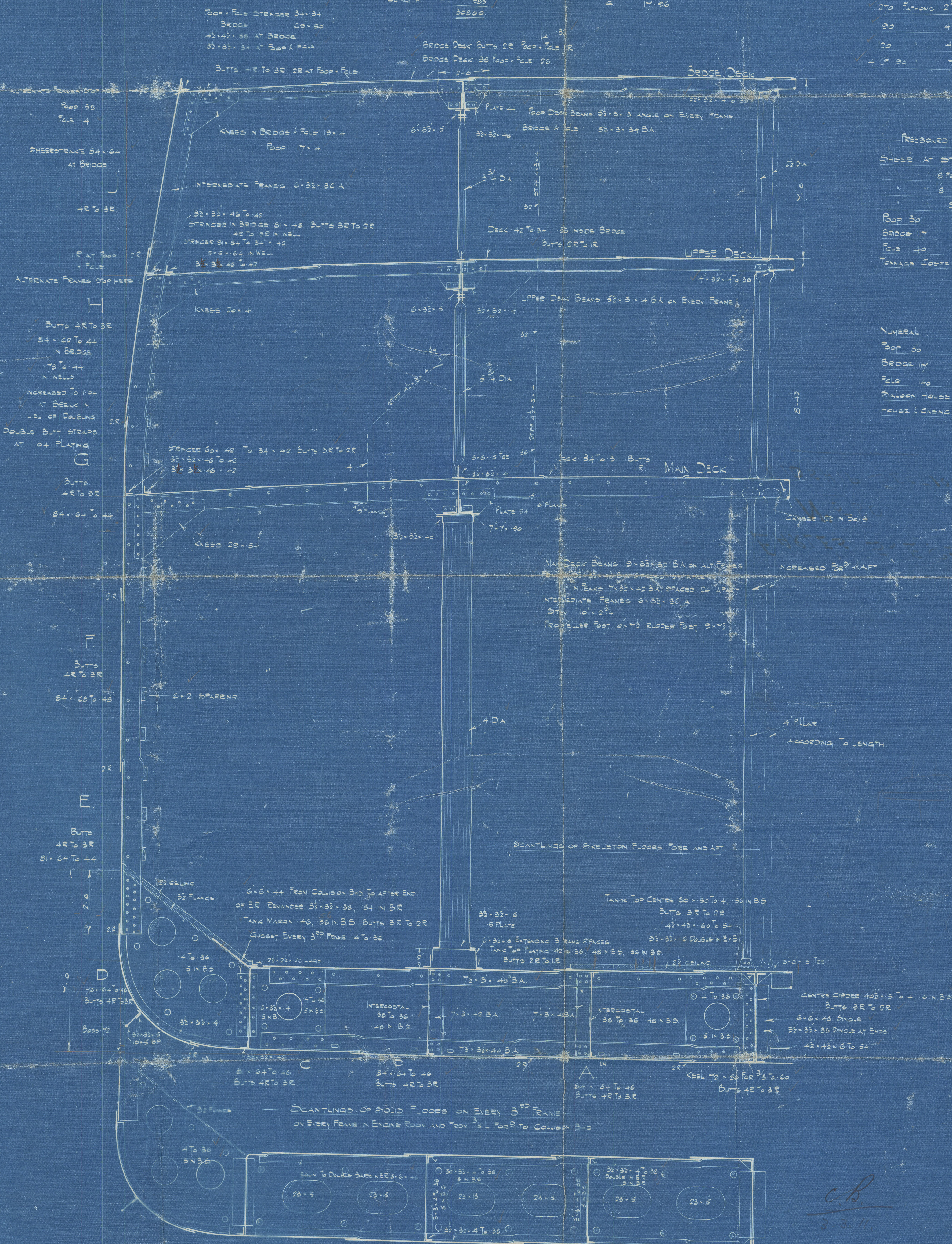
- 2 BOW ANCHORS 50T CWT STOCKLESS
- STEAM 15 EX STOCK
- 1 KEDGE 63
- 275 FATHOMS 2 1/2" CHAIN CABLE
- 30 42 STEAM WIRE
- 100 42 STEEL WIRE TONLINE
- 4 CP 30 HANGERS

REBOARD PARTICULARS

SHEER AT STERN 5'-0"
" 8' FROM STERN 2'-9"
" 8' STERN 4'-11"
STEM 9'-0"

POOP 30
BRIDGE 117
FLE 40
TONNAGE COEFF 70

NUMERAL 30000
POOP 30 157
BRIDGE 117 617
FLE 40 210
BALCON HOUSE 21-3 57
HOUSE 1 CHINE 60-9 23
3200



C.B.
3.3.11

8/27
3

W847-0090



© 2020

Lloyd's Register
Foundation





EARLE'S S & E. C.

N^o 5-80

MIDSHIP SECTION

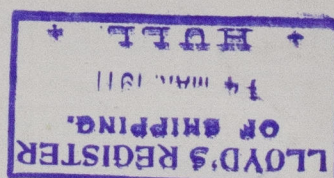
1/2 Montebello

Hull Rph. No-24444



RETAIN

W847-0090



© 2020

Lloyd's Register
Foundation