

SCALE  $\frac{1}{8}'' = 1 \text{ FOOT}$

8. 6

Sketch to be submitted

Bottom Longitudinals Graduated From 30 Spacing at Fore  
Hold BMD TO 21' AT COLLISION BMD  
Double Attachment Angles to Floors & Shell on Flat of Floor  
4 - 8" x 12" x 10" TANK TOP - Shell Longitudinal

172

LONGITUDINALS CONTINUOUS AT HATCH SIDES.

**Nº 650.**

W 872-0009

© 2021  
Lloyd's Register  
Foundation







West Richardson Dock & Co<sup>4</sup>

No 650

Profile & Deck

of Skua

Indt report no 9686



W872-0009



© 2021

Lloyd's Register  
Foundation



W812-0009



© 2021

Lloyd's Register  
Foundation