

Lloyd's
Office
Stamp

12 12 13

4
E.S. 42


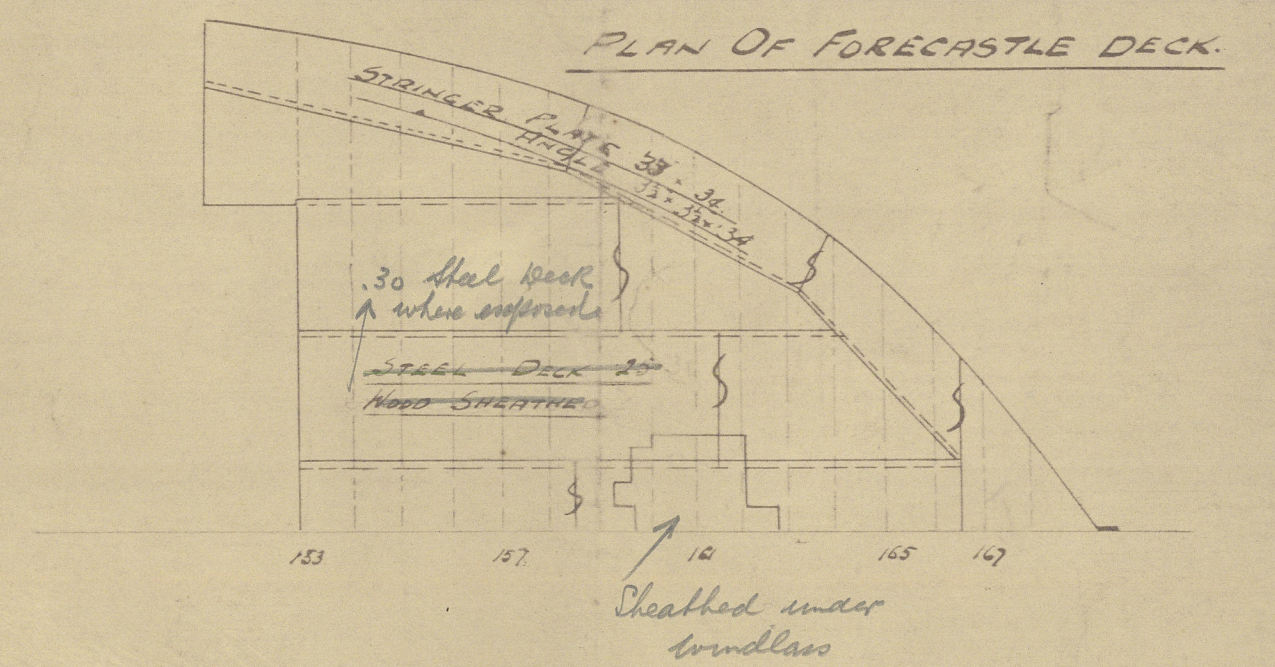
4
E.S. 42

SS Nos 542 & 3 PROFILE & DECK PLAN

LENGTH B.P. 350-0 BREADTH EX 51-0 1/2 DEPTH MOULDED 26-3

CLASS 100 A.I. RT. LLOYD'S. SHELTER DECK

SCALE 1/8" = 1 FOOT



IRVINE'S
SHIP BUILDING
AND
DRY DOCKS CO LTD
WEST HARTLEPOOL



J. J. J. S. B. + D. D. L.

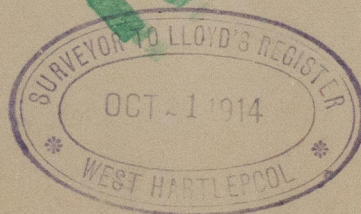
S. S. N° 543.

"Cheviot-Range"

Refut. No. 15012.

Profile + Deck Plans.

RETAIN



W919-0162



© 2020

Lloyd's Register
Foundation