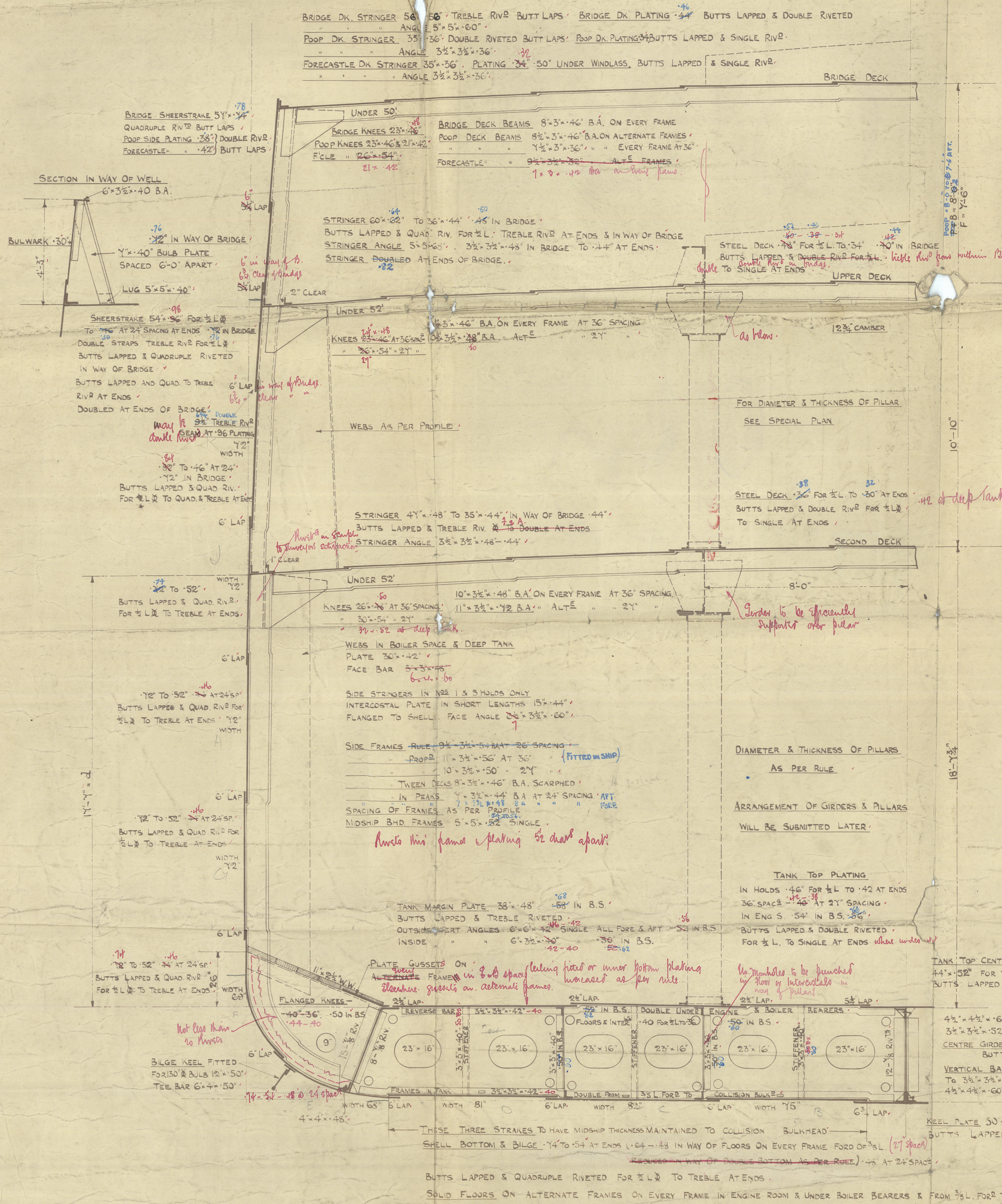



PROPOSED SS. MIDSHIP SECTION.

SCALE $\frac{1}{2}$ " = 1 FOOT.

87

24.7.14
29.8.14
8.9.14
15.10.14
23.11.14
11.1.15
16.11.16



PRINCIPAL DIMENSIONS
 LENGTH BETWEEN PERPS 414'-2"
 BREADTH MOULDED 52'-2"
 DEPTH 31'-10"
 OF HOLD 18'-7 3/4"
 CLASS 100 A.I. LLOYDS

LLOYDS NUMBERS
 BREADTH MOULDED 52'-10"
 DEPTH 31'-5 3/4"
 LENGTH 431'-5 x 96% = 414'-2"
 TRANSVERSE NUMBER 83.99
 LONGITUDINAL NUMBER 24.13

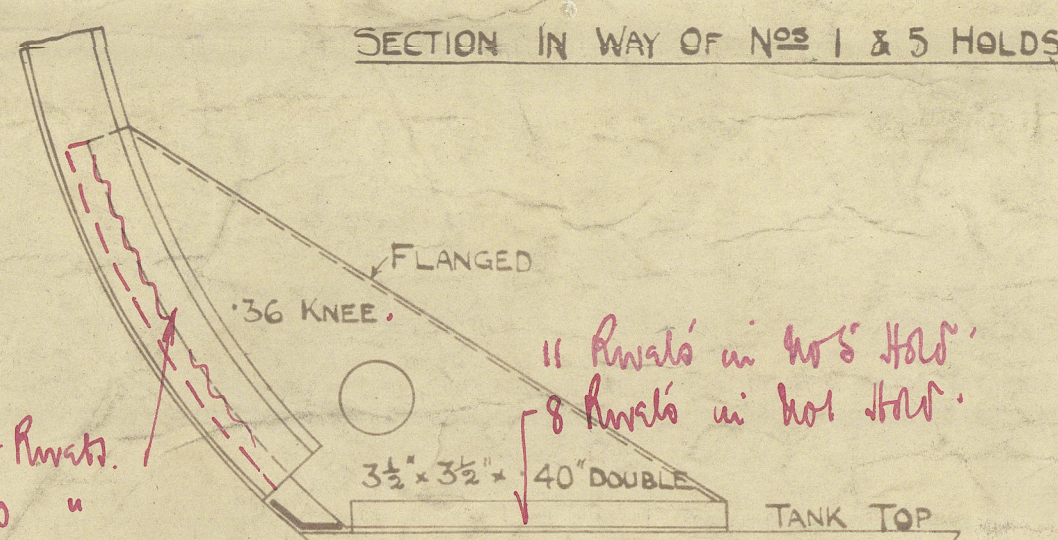
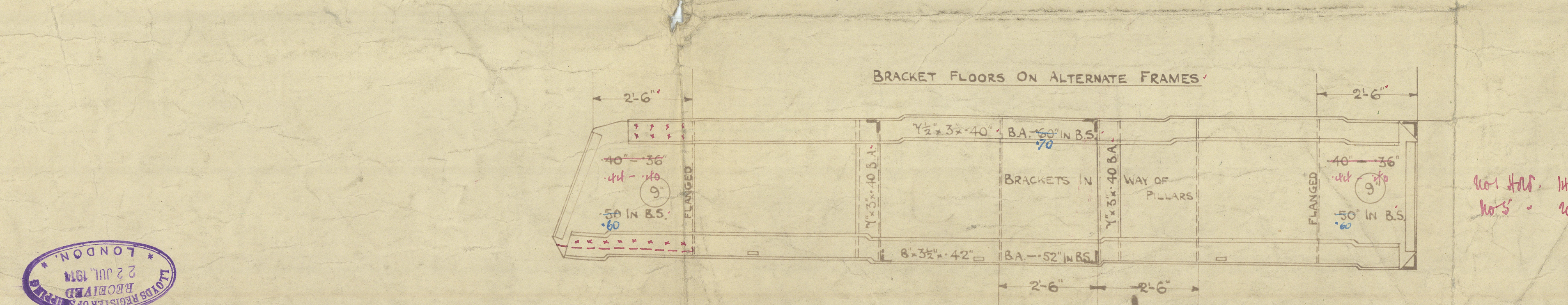
PROPORTIONS
 DEPTHS IN LENGTH = 13'-0" TO UPPER DECK
 " " = 10'-59" BRIDGE DECK
 EQUIPMENT NUMBER = 36411
 2 STOCKLESS BOWER ANCHORS 6 3/4 CWTs EACH
 1 STREAM ANCHOR (EX-STOCK) 1 1/2"
 1 KEDGE 1 1/2"
 270 FMS. STUD CHAIN CABLE 2 1/8" DIA.
 90 " STREAM S.W.R. 4 1/2"
 120 " TOWLINE S.W.R. 5"
 20 " MANILLA WARPS 8"
 20 " " 4"

FORGINGS
 STEM BAR 10 1/2 x 2 3/4"
 STERN FRAME P.P. 10 1/2 x 4 1/2" R.P. 9 x 8"
 RUDDER AS PER RULE

BULKHEADS, AMIDSHIPS (ENDS AS PER RULES)
 PLATING 36" TO 30" TWEEN DECK 30"
 STIFFENERS 9 1/2 x 3 1/2 x 52" B.A. SPACED 2'-6" APART
 TWEEN DECK 5 x 3 x 34" ANGLES
 TANK TOP BARS 8 x 8 x 52" SINGLE
 DECK 4 x 4 x 36"

ADDITIONAL SCANTLINGS
 THE FOLLOWING OWNERS' ADDITIONAL SCANTLINGS TO BE ADDED ABOVE RULE REQUIREMENTS
 02 ON BRIDGE DECK PLATING
 04 " SHEERSTRAKE
 04 " SIDE PLATING
 02 " UPPER DECK PLATING FOR FULL LENGTH
 02 " " STRINGER 1/2 L
 02 " MAIN DECK SHEERSTRAKE
 04 " UPPER " IN WAY OF ERECTIONS
 10 " ALL FLOORS & INTER 12 & TANK TOP UNDER BOILERS
 02 " E.R. & STOWHOLD BHDS. & THESE BHDS. HEAVILY BRACKETED TO THE DECKS
 THE 2ND DECK PLATING TO BE 36" FOR HALF LENGTH

THE FOLLOWING STRENGTHENING TO BE ADDED FOR ATLANTIC WORK
 04" ON SHELL PLATING FROM KEEL TO 1'-6" ABOVE TOP STRINGER & FROM FRAME 121 TO STEM
 DEEP KNEES TO LOWER TIER OF BEAMS IN FORE PEAK
 NO REDUCTION IN MAIN FRAMES IN NO. 1 HOLD
 FRAMES IN FORE PEAK INCREASED .02 IN THICKNESS
 FLOORS INCREASED IN DEPTH IN FORE PEAK
 FRAME BOTTOM ANGLES DOUBLED FROM FRAME 122 TO COLLISION BULKHEAD
 EIGHT REVERSE FRAMES 4 x 3 1/2 x 50" IN NO. 1 HOLD
 STRINGER INCREASED 1" IN WIDTH FROM FRAME 129 TO COLLISION BULKHEAD
 SCANTLINGS SHOWN ON MIDSHIP SECTION DO NOT INCLUDE ADDITIONAL SCANTLINGS



C.T. 14
24.7.14



Date. 21-7-14

FOR ENCLOSURE TO

Lloyds London

From

PALMERS S. & I. CO., Ltd.,

Shipyard Department,

JARROW-ON-TYNE.

(S.Y.G.O. NO. 5.)

W926-0147 2/2





Palmer's S. B. & S. Co. Ltd.

No 847

Midship Section.

SS "CROXTETH HALL"
NEWCASTLE ON TYNE.

Report No. 70065



© 2021

Lloyd's Register
Foundation

W926-0147/2