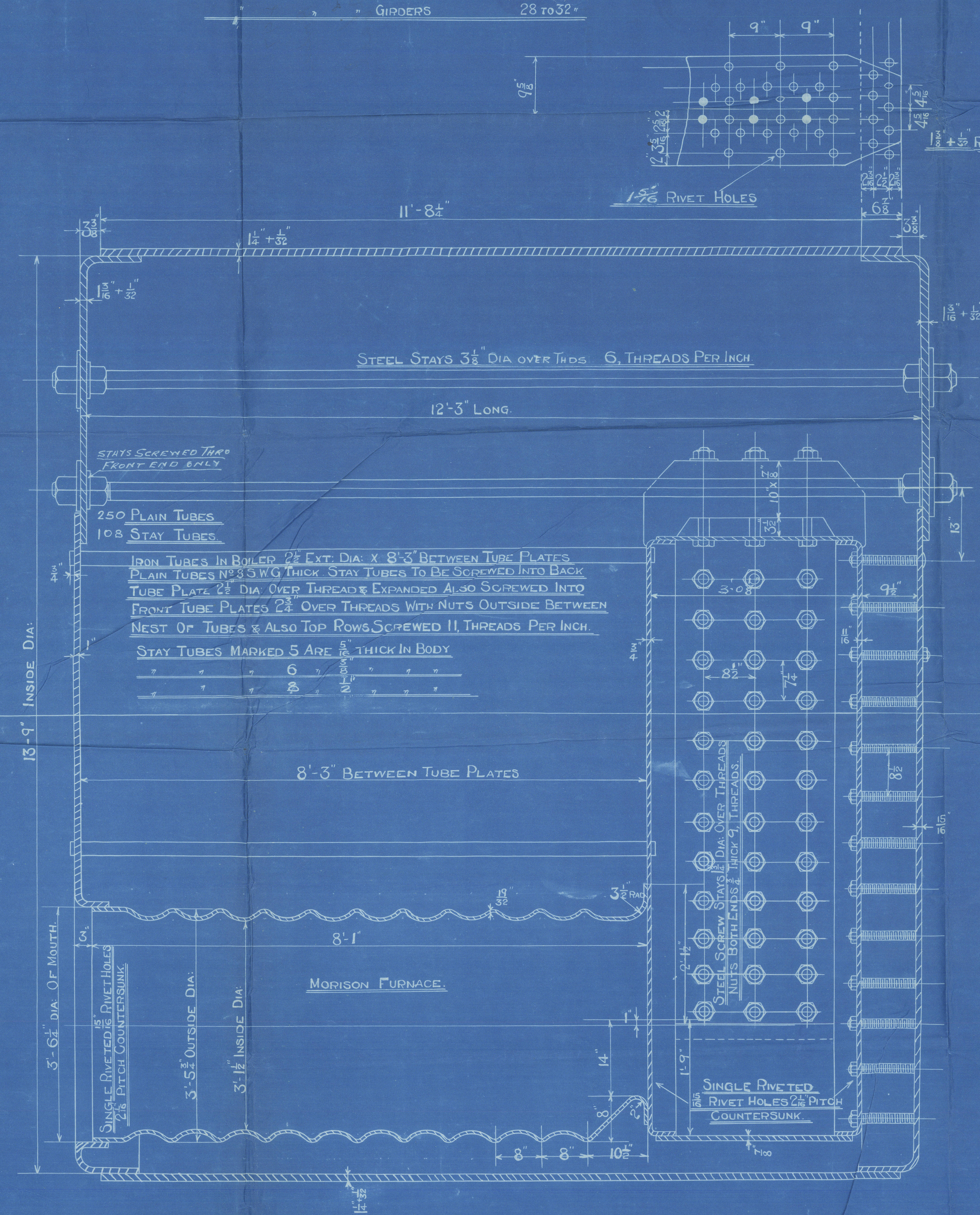
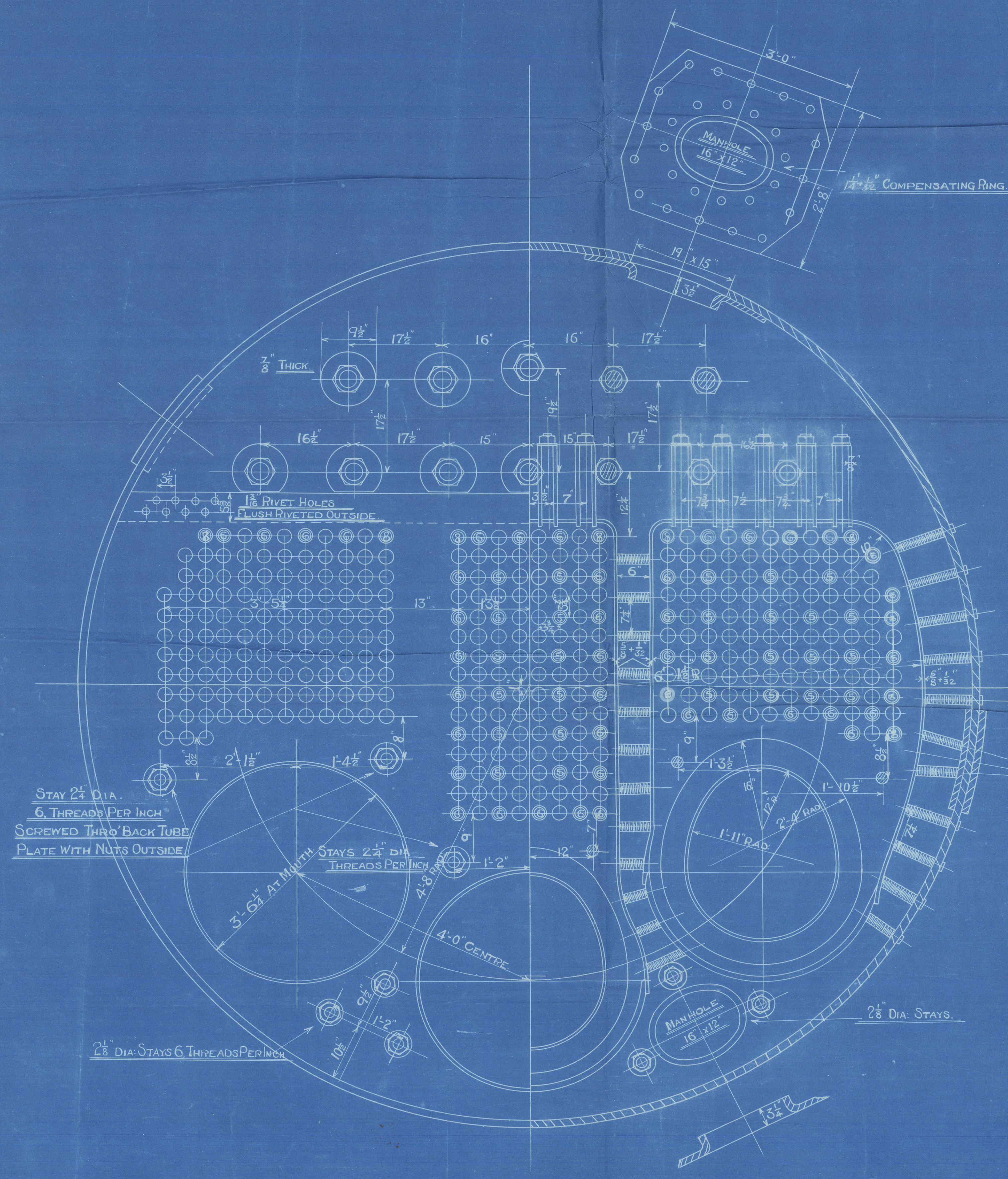



| HEATING SURFACE | | |
|---------------------|------------------------------|---------|
| TUBES | 2 1/2" DIA. X 8'-3" x 358 | 1932 sq |
| FURNACES | | 142 " |
| COMBUSTION CHAMBERS | | 205 " |
| BACK TUBE PLATES | | 42 " |
| FRONT | | 30 " |
| TOTAL H.S. | | 2351 " |
| " G.S. | | 53.2 sq |
| WORKING PRESS | = 220 LBS PER SQ. IN. LLOYDS | |
| TEST | 440 " " " SURVEY. | |

AUX. BOILER (1,0FF)
 SCALE 1" = 1 FOOT
 ALL STEEL EXCEPT WHERE OTHERWISE STATED

| SHELL RIVETING | | |
|---------------------------------------|-----------------------------------|--|
| SHELL PLATES | 1/2" THICK BUTT STRAPS 1/4" THICK | |
| RIVET HOLES | 1 1/8" GREATEST PITCH 9" | |
| PLATE SECTION | 85.5% RIVET SECTION 87.5% | |
| TENSILE STRENGTH OF SHELL BUTT STRAPS | 29 1/2 TONS TO 33 TONS | |
| " " COMB. CH. | 26 TO 30 " | |
| " " GIRDERS | 28 TO 32 " | |



SCREWED STAYS MARKED ● ARE 2 1/4" DIA. OVER THREADS
 ALL COMBUSTION CHAMBER SCREW STAYS SCREWED
 9 THREADS PER INCH WITH 3/4" NUTS AT EACH END



ENG NO 8447.

8/9/14
 7-SEP-1914
 ENGINE WORKS DEPT.
 JARROW.

RETAIN

Palmer Co 847
1 Auxiliary Boiler
22 lbs.
S. Croxteth Hall.



S.S. "CROXTETH HALL"
NEWCASTLE ON TYNE.

Report No. 70065



© 2021

Lloyd's Register
Foundation

W926-0148