

11-12-15
28-12-15
12-7-16

PROPOSED ELEVATION & DECK PLANS OF A STEEL SCREW STEAMER, TO CLASS 100A.I. AT LLOYDS.

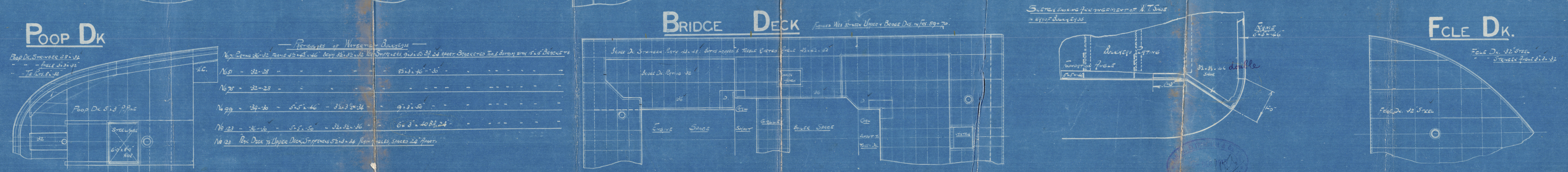

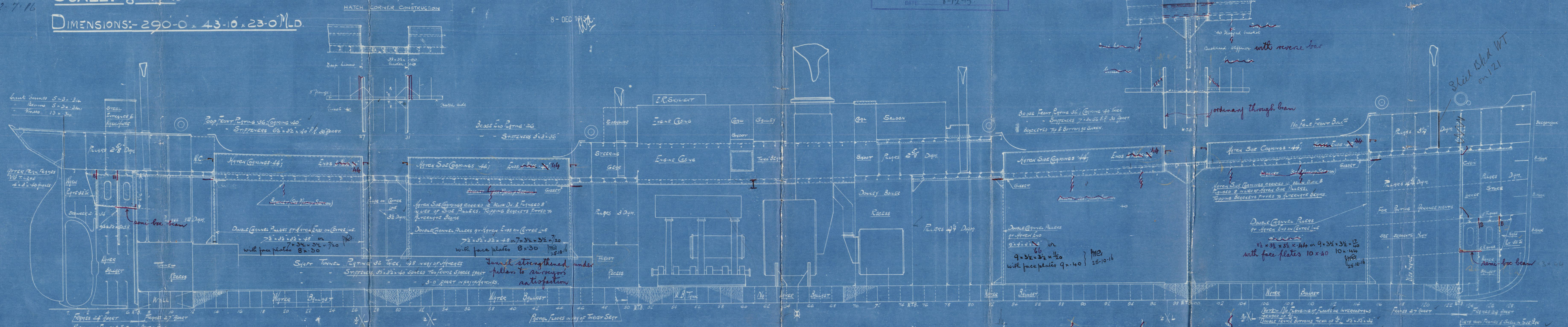
SCALE: $\frac{1}{8}'' = 1 \text{ FT.}$


DIMENSIONS: 290'-0" x 43'-10" x 23'-0" M.L.D.

Nº 316 S/S.

WILLINGTON QUAY ON TYNE
DRAWING NO. 1864
DATE 8-12-15

SUBMITTED 8th Dec. 1915.





PROFILE AND DECK PLANS.



Messrs J. T. Eltringham & Co. Ltd

No. 316.

SS. 'BEAUMARIS'
NEWCASTLE ON TYNE.


Report No. 70199.

JOS. T. ELTRINGHAM & CO. LTD.	
SHIPBUILDERS & ENGINEERS,	
WILLINGTON QUAY-ON-TYNE.	
DRAWING	LLOYD'S REGISTER OF SHIPPING RECEIVED 28 DEC 1915 LONDON
DATE	28 DEC 1915



© 2021

Lloyd's Register
Foundation



© 2021

Lloyd's Register
Foundation