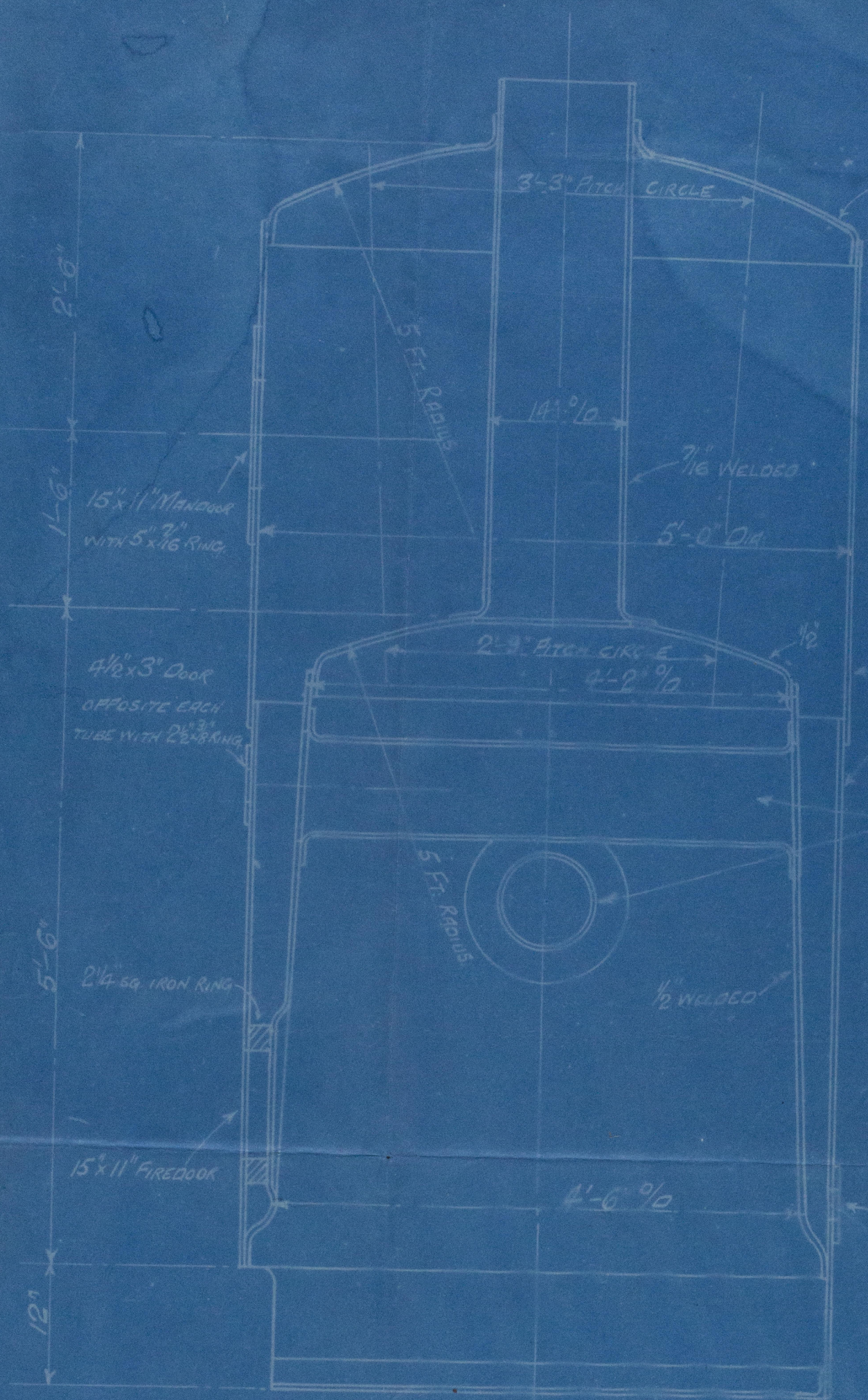


3/2/16  
LLOYD'S REGISTER  
SHEPPARD  
LONDON



3/8" (28 TONS MINIMUM)  
LONGT. SEAMS DOUBLE  
RIVETED 2 3/4" PITCH 1 1/2" 13/16" Includes  
BETWEEN ROWS 4" LAP PLATES  
RIVET 8/8 S.  
TWO TUBES 10" 10 x 3/16" WELDED

THREE HATCH DOORS 4 1/2" x 3"  
WITH 2" x 3/8" RINGS




FOUR 1/2" x 5" ARE SCREWED 3 THICK PER INCH  
DOUBLE NUTS & WASHERS AT TOP: STAYS  
SCREWED THROUGH FIREBOX CROWN WITH NUT  
& WASHER UNDERNEATH.

3.2.16. J. R. R.  
J. R. R.  
1/2/16

BOILER OF STEEL. ALL RIVET HOLES DRILLED 3/16" & AT 2 1/8" PITCH, 2 1/2" LAP EXCEPT IN LONGITUDINAL SEAMS OF SHELL. TO LLOYD'S SURVEY FOR 80 LBS W. P. TEST 160 LBS.


N<sup>o</sup> 3562 1" SCALE



© 2020  
Lloyd's Register  
Foundation  
W 968-0081



3562.



Vertical Boiler


5'-0" dia

10'-6" High

Rolls working pressure  
 $\frac{1}{2}$ " "Ardgantock"



GLASGOW REPORT No 36330



© 2020

Lloyd's Register

Foundation