





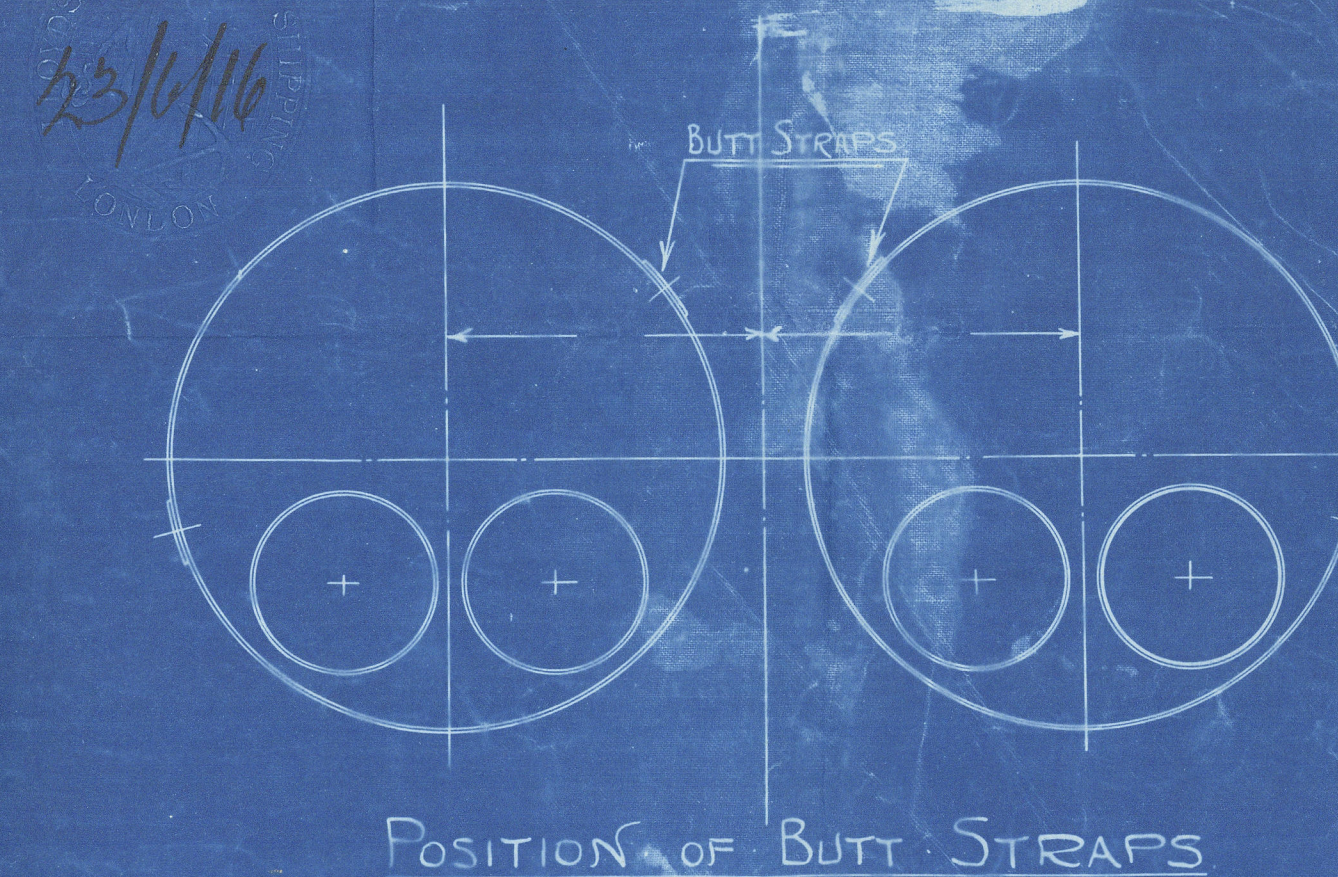
CIRCUM. SEAM - DOUBLE RIVETED.
1/2" HOLES 3 1/2" PITCH



STEEL PLATES, BARS & RIVETS
IRON TUBES

ALL HOLES DRILLED IN PLACE

TENSILE STRENGTH OF SHELL, BUTT STRAPS, & MANHOLE RING
28 TO 32 TONS PER SQ INCH



TO HAVE LLOYD'S CERTIFICATE

BOILER No. 1529730

WORKING PRESSURE 180 LBS PER SQ IN

SCALE - 1 INCH = 1 FOOT

GRATE SURFACE (5'-6\" BAR)	392 #
TUBE HEATING SURFACE	965 #
OTHER	228 #
TOTAL	1193 #

RATIO G.S. TO H.S. = 1:30

Dep't. of A. 15067

Ans.
23/6/16
S.P.

Ross & Duncan

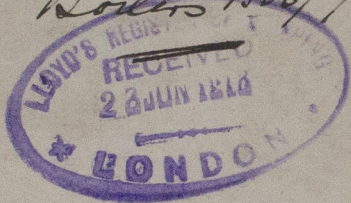
Boilers 1529/30

Engines 1021.

For Campbelltown £280
N^o 106.

Duplicate of Ross & Duncan

Boilers 1526/7.



BoILER N^o 1529

BoILER N^o 1530

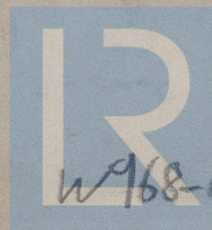
N ^o 14312	N ^o 14313
LLOYDS TEST	LLOYDS TEST
360 LBS	360 LBS.
28-5-18	31-5-18
J.E.S.	J.E.S.

S.S. Ardgarthan.

Taken out of Box. 12

GLASGOW REPORT No. 34999

REMAIN



© 2020

Lloyd's Register
Foundation

W 968-0119

W 968-0119