

Lloyds
LONDON
Stamp
24.6.15

THE DIMENSIONS & DETAILS OF CONSTRUCTION
NOTED HEREON ARE SUBMITTED ON THE UNDERSTANDING
THAT THEY ARE THE MINIMUM WHICH WILL BE ACCEPTED
FOR CLASS AND IF NOT THEY ARE TO BE AMENDED
ERRORS & OMISSIONS EXCEPTED

Copy of Lloyds Approved.
LONGITUDINAL AND DECK PLANS

S.S. N° 699

DIMENSIONS 385' 0" B.L. 51' 9" H. 54' 0" L.S.T. 5' 11" U.H.
TO CLASS 100 A.1 AT LLOYDS SPECIAL SURVEY
SCALE 8 INCH = ONE FOOT

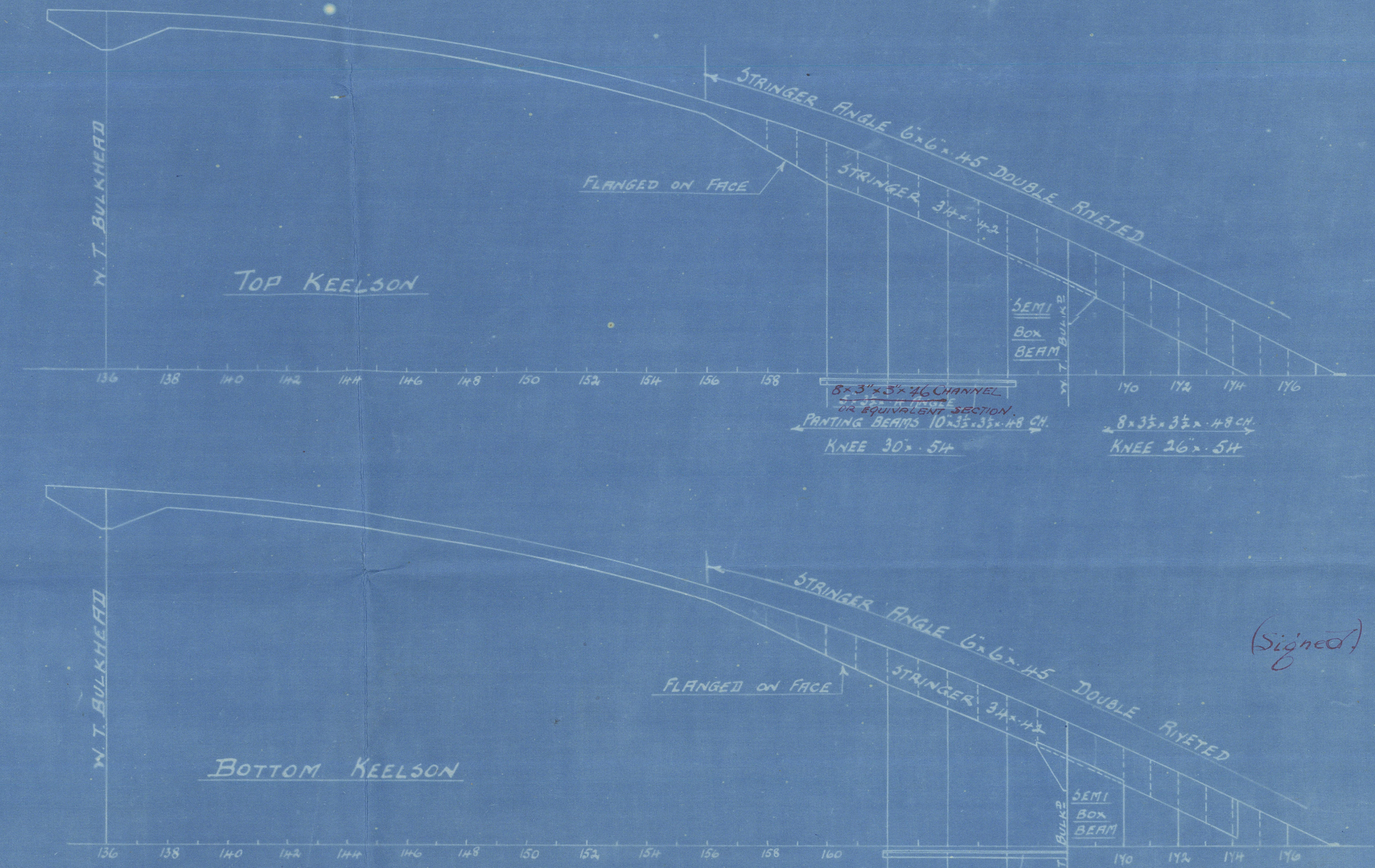
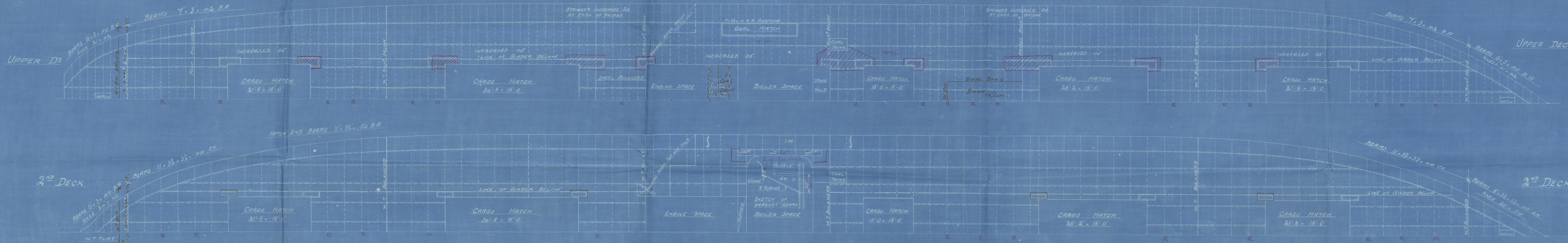
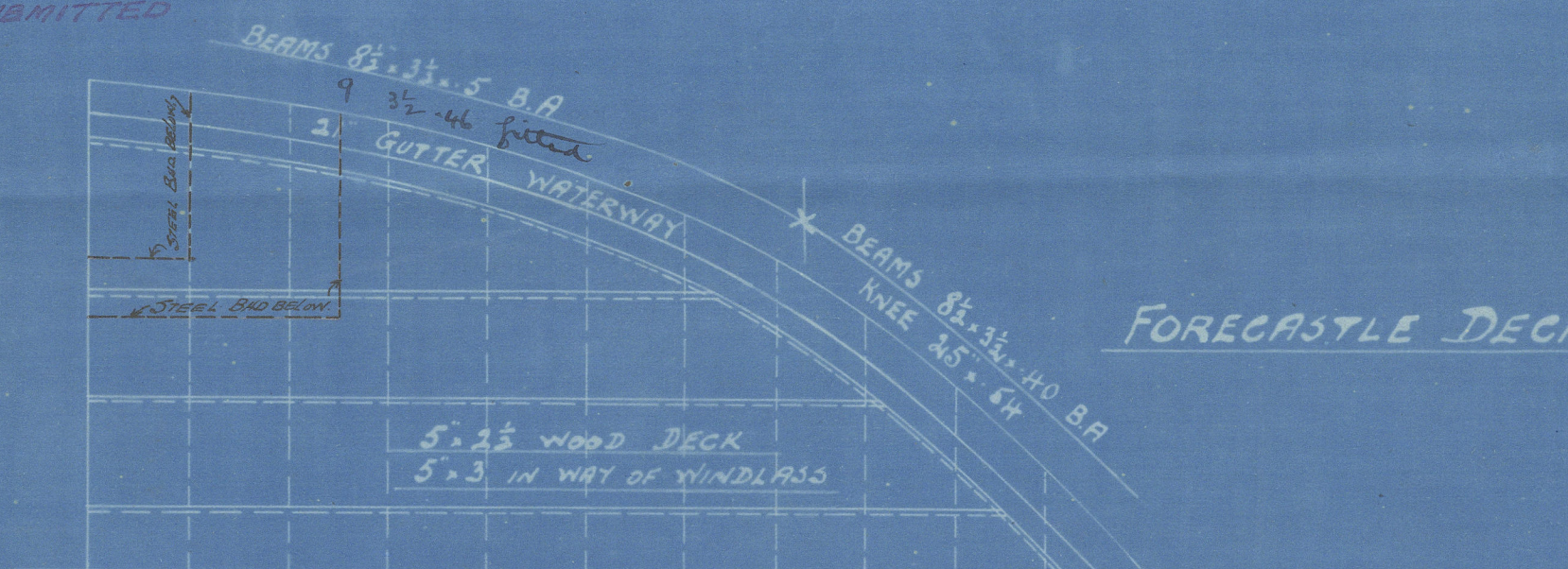


SCANTLING OF MASTS DETERMINED BY LENGTH
FORE & MAIN MASTS 2 PAYS IN RIGGING
BUTTS LAPPED 1/2 3/4 ABOVE DECK
1/2 3/4 BELOW
SEAMS LAPPED & JOINTS RIVETED

SHEER FORWARD	13.0
" "	6.6
" "	6.0
" "	5.5
TONNAGE CORRECTION	4.45
ROUND OF BEAM	15



NOTE: CHANGING TO ORDER, BEING 10' 6" OFF G.P.A.S.
LEAVING WIDE SPAN AT CENTRE. REVERSE
WAS TO BE FITTED WHERE NEEDED 1/2"
ON THROUGH BEAMS CLEAR OF HATCHWAYS.
BETWEEN THE GIRDERS. THESE FITTED TO
LOWER AND BRIDGE DECK BEAMS 4" 3/4 X 46
AND THOSE TO THE 2ND DECK BEAMS
4" 3/4 X 50". (SEE LLOYDS LETTER 16738/15)



(Signed) J.M.
24.6.15

Musell Co No 699

SS 'Ardplannis'

Longitudinal Plan

See p. 2 Rfr No 17126



RETAIN



© 2020

Lloyd's Register
Foundation