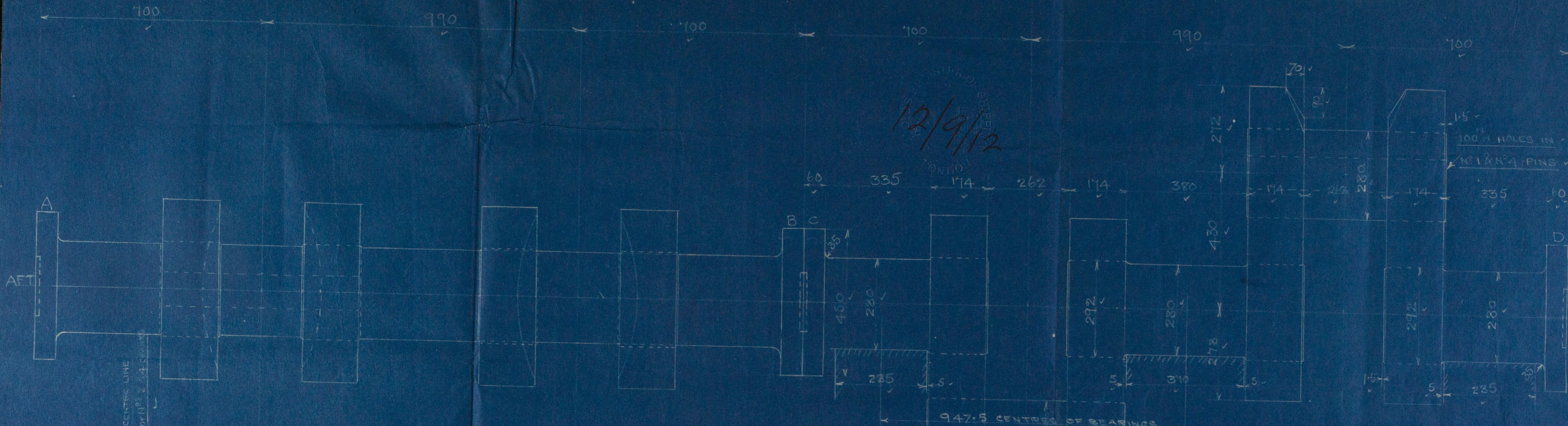


N^o 4


N^o 3

N^o 2


N^o 1





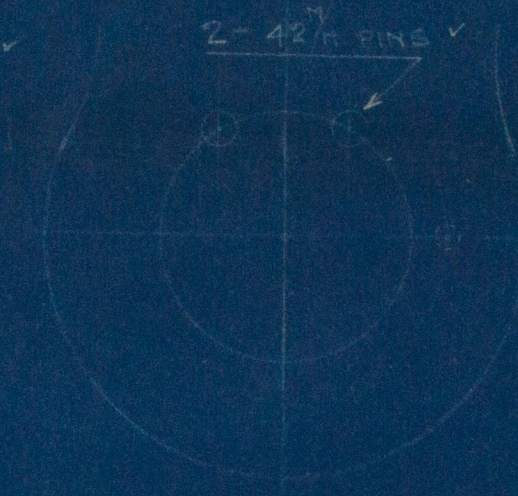
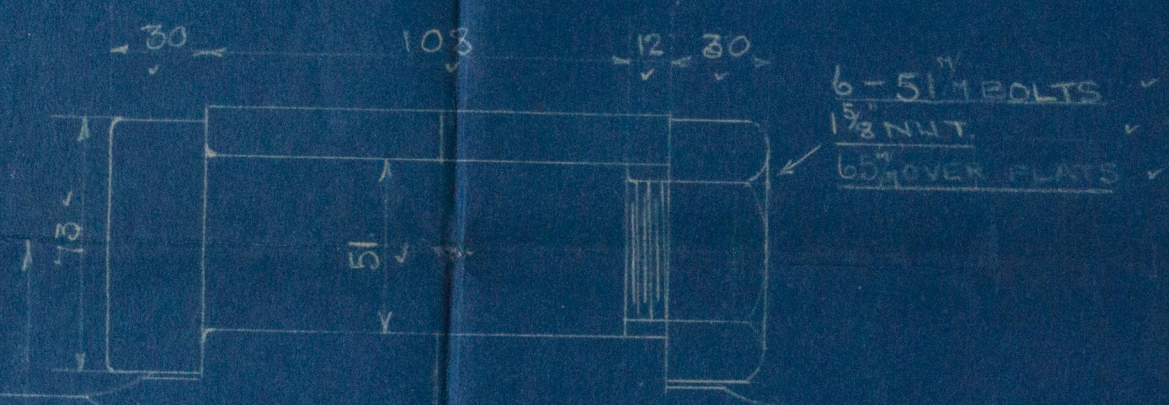
VIEW LOOKING ON FACE OF COUPLINGS A & C



VIEW LOOKING ON FACE OF COUPLINGS B & D



POSITION OF CRANKS LOOKING FORWARD



2 SHAFTS THUS

ARRANGED AS SHOWN IN SMALL VIEW

THRUST SHAFT = 238 DIA

TAIL SHAFT = 242 DIA CONTINUOUS LINER

PROPELLER = 2970^m DIA

COMPRESSORS DRIVEN FROM CROSSHEAD BY LEVERS & LINKS

ENGINE - 4 CYLINDERS EACH 410^m DIA
360^m STROKE

A FINISHING CUT TO BE TAKEN OVER BODY OF SHAFT AFTER THE TWO PARTS ARE BOLTED TOGETHER

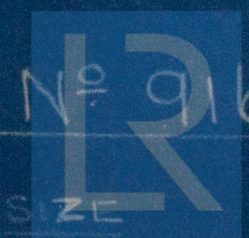
SEIMENS MARTIN INGOT STEEL

MADE IN TWO INTERCHANGEABLE PARTS

TO LLOYD'S SURVEY

CRANK SHAFT N^o 916

SCALE 1/8 FULL SIZE





12/9/12

RETAIN

Shipping no 916

2922



M.V. "ARUM"

NEWCASTLE-ON-TYNE.

Report No 66117



© 2020

Lloyd's Register
Foundation

N^o 4 N^o 3 N^o 3 N^o 4
W970-0061 1/2

Date

Sept-9th 1912

For enclosure to

Lloyd's Register

~~Please return to~~ SWAN, HUNTER, & WIGHAM RICHARDSON, LTD.,
Neptune Works, WALKER.