

SCALE $\frac{1}{2}'' = 1$ FOOT. CLASS 100 A1. LLOYDS.

9. 1. 14.

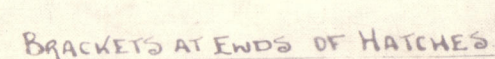

12.2.15 DEPTH MOULDED 27.0

RULE LENGTH	399.75
" BREADTH	51.75 ✓
" DEPTH.	27.0.

TRANSVERSE № 78.75'
LONGITUDINAL № 31480.
DEPTH (d) 23.5.66
DEPTHS IN LENGTH TO SHELTER DECK 11.42
EQUIPMENT № 3422A.

EQUIPMENT.

2. BOWERS	60 CWT STOCKLESS	✓
1. "	50 1/2 CWT. "	✓
1. STREAM	16 1/4 CWT EX STOCK	✓
1. KEDGE	7 CWT. "	✓
270. FATHOMS	2 3/8 DIND CHAIN CABLE	✓
90 "	4 1/2 MOORING WIRE	✓
120 "	4 3/4 STEEL TOWLINE	✓
2 OF 90 "	2 3/4 STEEL HANDBAR	✓
2 OF 90 "	7" Manila WARP	✓



SINGLE LUG DOUBLE RIVETED
 $3\frac{1}{2} = 3\frac{1}{2} \times .40 \checkmark$

$3'0" \times 3'0" \times 4'0"$ ✓
 50. BOILER SPACE ✓
 DOUBLE IN E & B SPACE FOR 2 LOW DRAIN FLOORS ✓
 CENTRE GIRDER - $45" \times 48"$ ✓
 TO 40 AT ENDS ✓ 60. B.S. ✓

$A_2^v \cdot A_2^v \cdot .60$ To $.56$ ✓

WHEEL - $47 \times .98$ For $\frac{3}{5} L$ To

FRAMED BETWEEN PEAK BULKHEADS - $11 \times 3\frac{1}{2} \times 58$ B.A. } SPACED $25\frac{1}{2}$ APART
ALTERNATE FRAMES TO SHELTER DECK X
FRAMES IN PEAKS - $7 \times 3\frac{1}{2} \times 42$ B.A. } SPACED 24 APART ✓
FRAMES IN E & BOILER SPACE INCREASED .04 IN LIEU OF WEB FRAME X
ORDINARY FLOOR AT END .38 X
STEM - $10 \times 2\frac{1}{2}$ PROPELLOR POST - $10 \times \frac{1}{2}$ RUDDER POST - $9 \times \frac{1}{2}$ PROPELL

TANK TOP IN HOLDS .40 FOR 21 TO .34 AT ENDS .48 ENGINE SPACE .56 BOILER SPACE
DOUBLE REVERSE FRAMES IN ENGINE SPACE AND ON BOILER BEARING FLOOR
FRAMES IN TANK DOUBLED AT FORE END FROM .51 TO COLLISION BULKHEAD

SPECIFICATION { FLOORS IN WAY OF BOILERS OF IRON & ANGLES OF IRON THICKNESS
FLOORS AT TANK ENDS DO THICKER THAN RULE.

TANK TOP CENTRE STRAKE. 60×48 FOR $\frac{1}{2}$ LT. 40 AT ENDS.
54 BOILER SPACE. *Make in B-i. Space to*

as per Rule

DOUBLE ✓ SINGLE Sec 4.3 par 3

Single 4 1/2" x 4 1/2" 60 To 56 ✓

double d'Ante dips in Eng space } in 153!
not Hw.

3 1/2, 3 1/2, 40. ✓

A technical drawing of a mechanical assembly, likely a pump or engine component, showing a side view. The drawing is on aged paper and includes a scale bar at the bottom. The assembly consists of a main body with a central shaft or piston rod extending through it. Various parts are labeled with letters and numbers, including 'A', 'B', 'C', 'D', 'E', 'F', 'G', 'H', 'I', 'J', 'K', 'L', 'M', 'N', 'O', 'P', 'Q', 'R', 'S', 'T', 'U', 'V', 'W', 'X', 'Y', 'Z', '1', '2', '3', '4', '5', '6', '7', '8', '9', '10', '11', '12', '13', '14', '15', '16', '17', '18', '19', '20', '21', '22', '23', '24', '25', '26', '27', '28', '29', '30', '31', '32', '33', '34', '35', '36', '37', '38', '39', '40', '41', '42', '43', '44', '45', '46', '47', '48', '49', '50', '51', '52', '53', '54', '55', '56', '57', '58', '59', '60', '61', '62', '63', '64', '65', '66', '67', '68', '69', '70', '71', '72', '73', '74', '75', '76', '77', '78', '79', '80', '81', '82', '83', '84', '85', '86', '87', '88', '89', '90', '91', '92', '93', '94', '95', '96', '97', '98', '99', '100'. The drawing is a detailed line drawing showing the internal and external features of the component.

A. 72×62 For 2 L To 46. B. 72×62 For 2 L To 10
 $6\frac{1}{4}$ Lamin in MIDSHIP THICKNESS TO EXTEND TO COLL

154

7 x 3 x 40 B.A.	50 B.S.
0 For 2 L To 36	DOES

Diagram showing a cross-section of a pipe with a flange. The pipe has an outer diameter of 16 inches and a wall thickness of 1/2 inch. The flange has a thickness of 5.0 inches. The total width of the flange is 50.85 inches. The flange is labeled "FLANGED".

2.52.44.B

This image shows a blank, aged, cream-colored page, likely an endpaper or flyleaf of a book. The paper has a slightly textured appearance with some minor creases and discoloration, characteristic of old paper. A dark binding edge is visible on the left side.

18

SINGLE ANGLE 6-6-46.

TANK MARGIN .46 BOILER SPACE .56

Single Single

310-310-10-1

22.15

FLOORS IN BOILER SPACE - 50. ✓

An aerial photograph showing a long, straight road or canal cutting through a flat landscape. The road runs horizontally across the middle of the frame. There are some small structures or trees along its length. Below the road, there's a faint horizontal line, possibly another road or a boundary. The overall tone is sepia or aged black and white.

D (THREE STRAKES) →

FLANGED 40 For 1/2 L To 36

5.0

16.12

A close-up of a page from a manuscript, showing a horizontal line with several small, dark, circular marks or dots along it. The paper is aged and slightly discolored.

Nº 640.

© 2020
653

Roy L. Lloyd's Reg
Foundation

W480201

Master R. Buckley
No 640. 653

Mid. Sec.




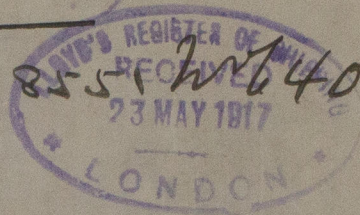
Sp. Ang. Sec. No 640

Sp. Cardigan. No 653

MIDDLESBRO'

Rp. No

9925



RETAIN

RETAIN



© 2020

Lloyd's Register
Foundation

W982-0231