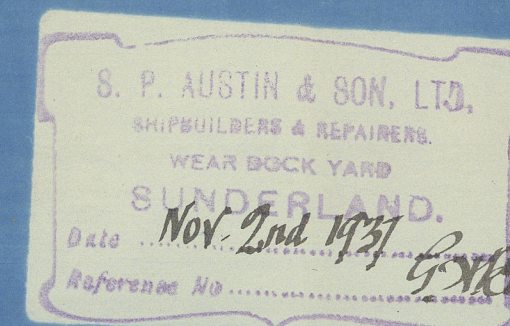


NO 344 · MIDSHIP · SECTION · Etc.

228'6" (LENGTH ON L.W.L.) × 35'10" (BREADTH MLD) × 15'6" (DEPTH MLD) R.Q.R.Dk 3'9"

ERECTORIONS · Raised Qr Dk 141'2" × 3'9" · Forecastle 26'2½" × 7'3" (73%)

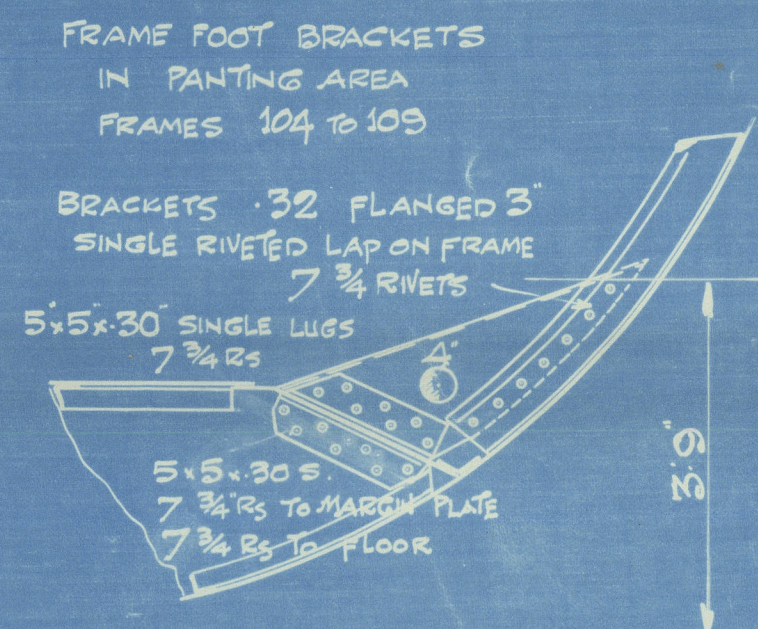
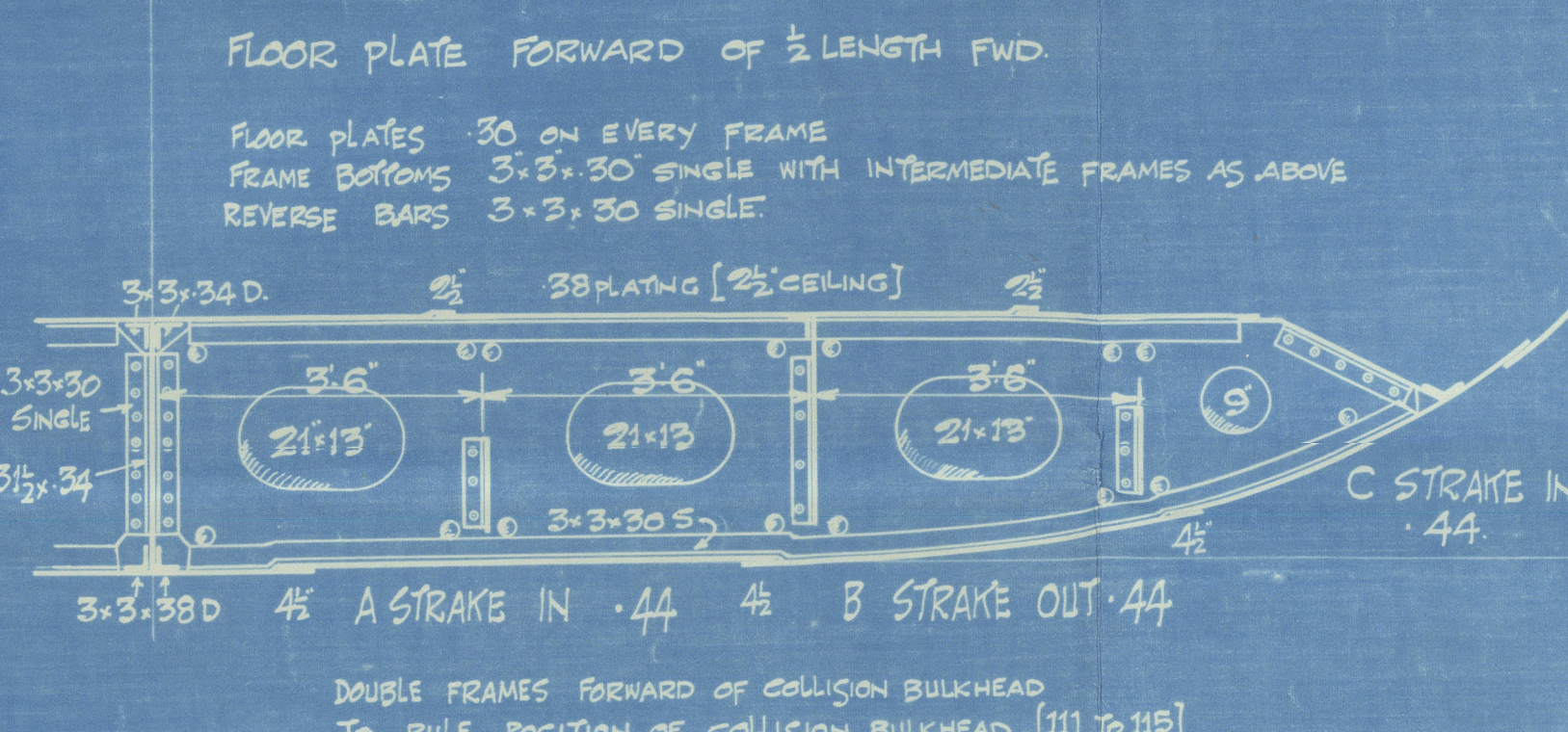
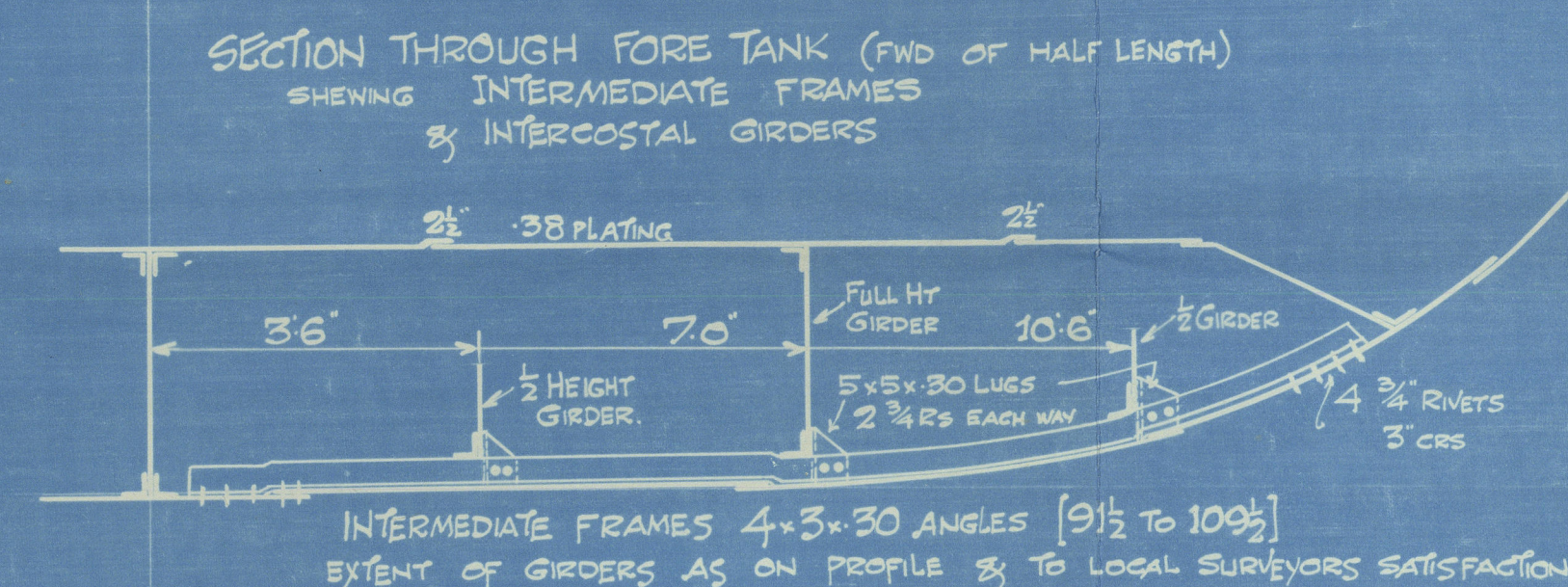
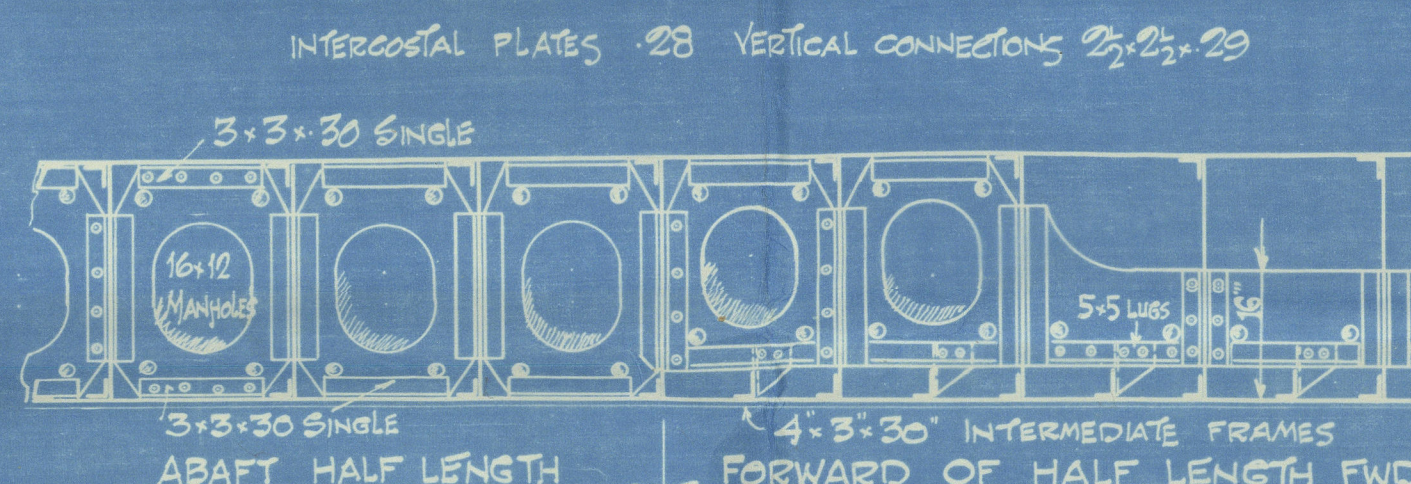
Scale ½" = 1 foot · Class 100 A1 Lloyds Special Survey.



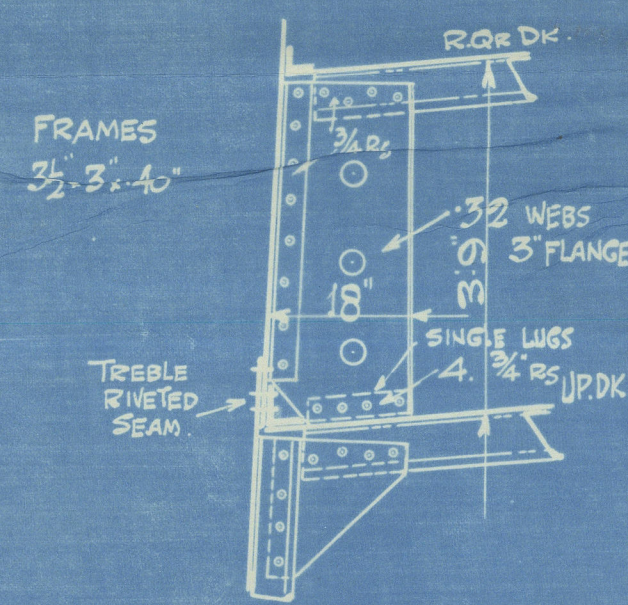
S.S. GWYNWOOD.

GENERAL PARTICULARS			EQUIPMENT		
LENGTH ON LWL	L	228'50"	L × B + D		11730
BREADTH MOULDED	B	35'83"	R.Q.R. DECK	141'16" × 3'75"	529
DEPTH MOULDED	D	15'50"	FORECASTLE	26'2" × 7'25" × 75	142
1st LONG. NUMBER [L × D]		3541'75"	CASINGS	43'125" × 7'0" × 50	151
2nd LONG. NUMBER [L × B + D]		11729'66"	LOWER DECKHOUSE	14'0" × 7'25" × 50	51
PROPORTIONS ½ UP.DK.		14'74" R.Q.R.Dk 11'87"	UPPER DECKHOUSE	10'0" × 7'25" × 50	36
d (connected for Frame Foot Brackets)		to UPPER DECK 12'625"			
		RAISED QUARTER Dk 16'375"	EQUIPMENT NO.		12639
Sheer at ½ L forward		1'4½" d = 14'0"	2 BOWER ANCHORS	25½ CWTs	STOCKLESS
Sheer at Collision Bulkhead		3'10" d = 16'46"	1 BOWER ANCHOR	22 CWTs	STOCKLESS
STEM BAR	6¾ × 1½	ROLLED STEEL	1 STREAM ANCHOR	6½ CWTs	EX. STOCK
STERN FRAME	6¾ × 4½	DETAIL PLAN TO BE SUBMITTED.	210 FATHOMS	1½" STUD CHAIN CABLE	
REITHS PATENT HATCH COAMINGS			75 FATHOMS	3½" STEEL WIRE ROPE	IN LIEU OF STREAM CHAIN
			120 FATHOMS	3½" STEEL WIRE ROPE	TOWLINE
			120 FATHOMS	2½" STEEL WIRE ROPE	HAWSER
			120 FATHOMS	1½" STEEL WIRE ROPE	WARPS
			FRAMES	SPACED 22½" APART THROUGHOUT.	

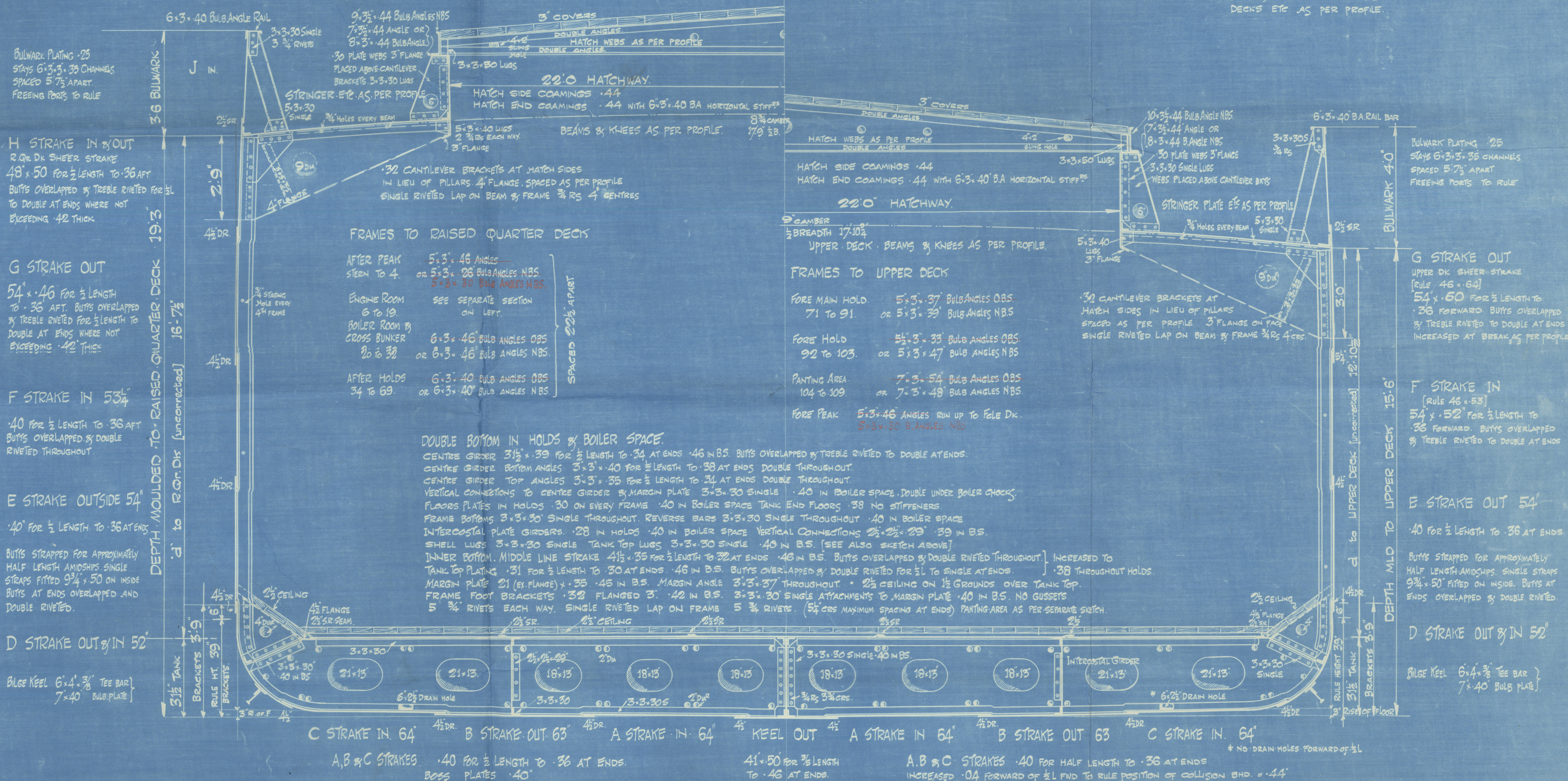
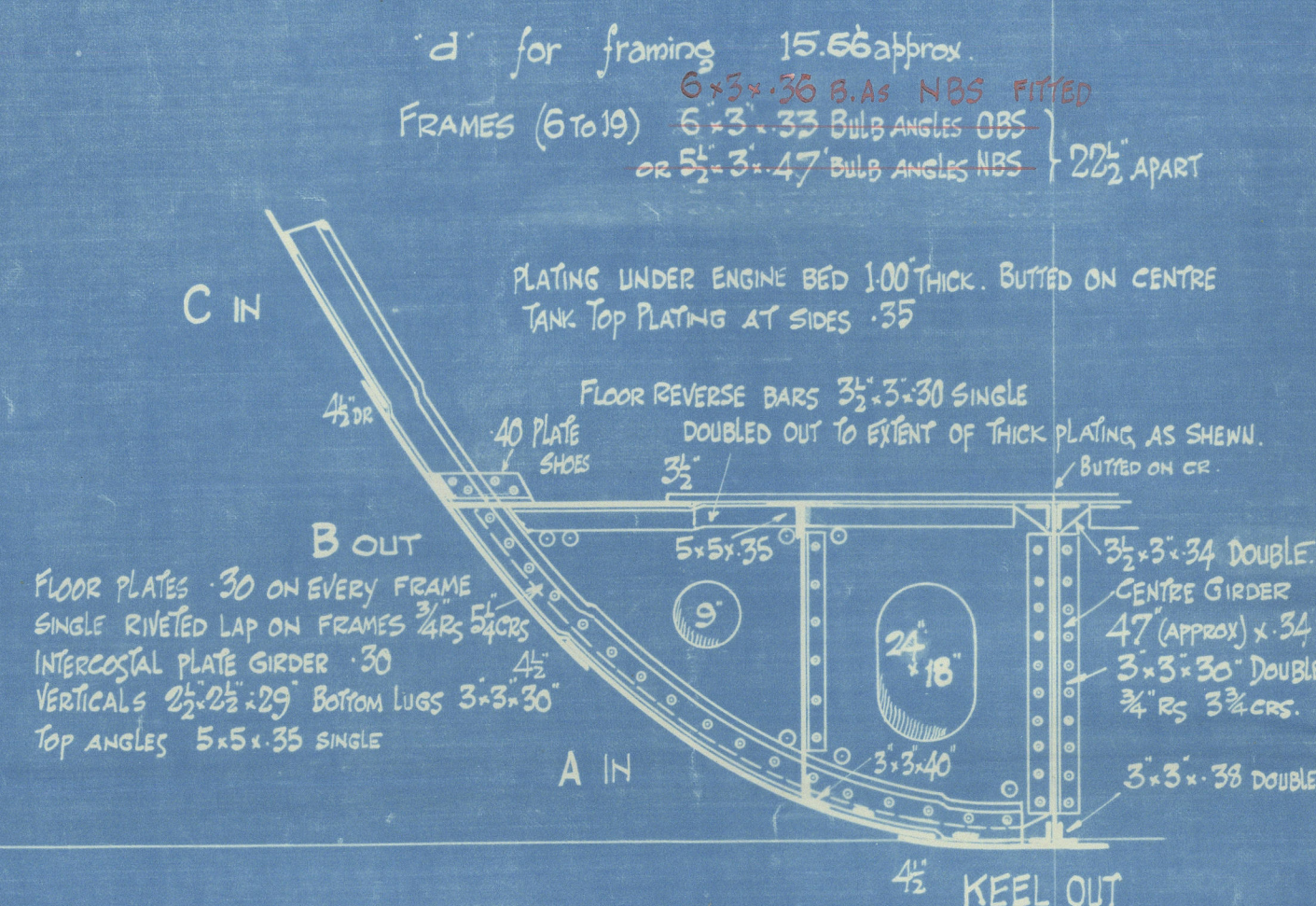
SKETCH OF INTERCOSTAL GIRDERS



FRAMING IN BREAK



SECTION THRO' ENGINE ROOM TANK



FRAMES · SPACED · 22½" APART · THROUGHOUT.


W 983-0280

Messrs. S. P. Austin & Son, Ltd.

MIDSHIP SECTION

S.S. "GWYNWOOD."

(as built).



RETAIN



© 2020

Lloyd's Register
Foundation